CABLING + CONNECTIVITY

# PRODUCT CATALOG

975 BLEAMS RD. KITCHENER
ONTARIO, CANADA N2E 3Z5

PHONE: **(888) 858-8632**
E-MAIL: **info@psidata.ca**
WEB: **psidata.ca**

# VISION FOR THE FUTURE

## Our COMPANY

Established 1989 PS International Ltd (PSI) is a Global Canadian Company that develops and distributes high performance Engineered Cable Solutions.

With unprecedented emphasis on innovation, quality, performance and reliability, we continue to play a significant role in the various cabling solution market segments.

PSI will continue to focus on market research and innovation to lead the industry in data communications, premise, low voltage, electronic, fire alarm security industrial, Fiber optics and specialty cable solutions.

# VISION FOR EXCELLENCE

## Our VISION

PS International Ltd. (PSI) is committed to providing highly engineered cable solutions while embracing ISO 9002 standards with our manufacturing partners.

We continue to respond to the evolving EIA /TIA and ISO/IEC standards and develop products that meet UL. cUL, ETL, cETL and CSA standards that exceed today's highly technical and demanding projects.

## EXCELLENCE IN SERVICE

PS International Ltd. (PSI) is continually recognized by industry leaders for its highly trained, knowledgeable and extremely responsive customer service representatives.

Our dedicated associates offer sales, marketing, technical and engineering level support on a timely basis as well as continually assisting with project reviews, and pre / post sales questions.

1

# CABLE PRODUCT GUIDE


CAT5E CABLES ..... 04
CAT6 CABLES ..... 06
CAT6A CABLES ..... 07
RG6 CABLES ..... 08
STATION Z CABLES ..... 09
COMBINATION CABLES ..... 09
AUDIO CABLES ..... 10
SECURITY CABLES ..... 11
COMMUNICATION AND CONTROL CABLES ..... 15
REPEL™ WATER RESISTANT CABLES ..... 19
TEMPERATURE CONTROL CABLES ..... 22
HOME AUTOMATION CABLES ..... 23
INSTRUMENTATION TRAY CABLES ..... 24
CONTROL AND POWER TRAY CABLES ..... 31
BUILDING WIRES ..... 51
SPECIALTY WIRES ..... 53
FIBER ..... 54

NETWORK CONNECTIVITY SOLUTIONS ..... 81

# CAT5e

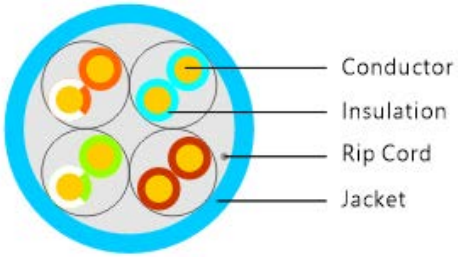




STANDARDS:
- ISO/IEC11801, TIA-568-C.2

ORDERING Information:

| PART NUMBER | DESCRIPTION | CATEGORY | COLOURS | PACKAGING | NOMINAL DIAMETER (mm) |
|---|---|---|---|---|---|
| PSI–5ECMR-XX | UTP CAT5e 350MHZ 4PR 24 AWG CMR | U/UTP CAT5E-4P- PVC | BL B GR G Y W | 1000 Ft. Box | 1.05±0.03mm |
| PSI–5ECMP-XX | UTP CAT5e 350MHZ 4PR 24 AWG CMP | U/UTP CAT5E-4P-PVC- | B G Y W | 1000 Ft. Box | 85±0.03mm |

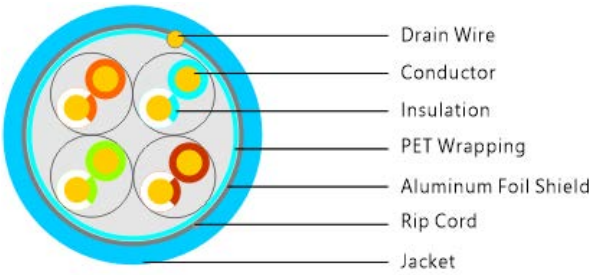




STANDARDS:
- ISO/IEC11801, ANSI/TIA-568-C.2
- UL, c(UL) Listed

ORDERING Information:

| PART NUMBER | DESCRIPTION | CATEGORY | PACKAGING | DIAMETER (mm) |
|---|---|---|---|---|
| PSI-5ECMRSH-BU | 4PR/24 SOL CMR Shielded 24 AWG | F/UTP CAT5E-4P- PVC-CMR | 1000 Ft. Reel | 1.05±0.03mm |
| PSI-5ECMPSH-BU | 4PR/24 SOL CMP Shielded 24 AWG | F/UTP CAT5E-4P-PVC-CMP | 1000 Ft. Reel | 1.04±0.03mm |

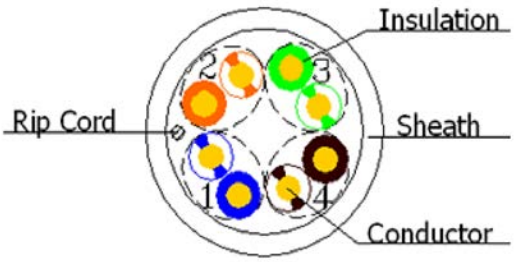




STANDARDS:
- ISO/IEC11801, ANSI/TIA-568-C.2
- Flame Retardancy is verified according to UL 1666
- Weatherometer test is verified according to UL 444
- Comply with ROHS and REACH Directives

ORDERING Information:

| PART NUMBER | DESCRIPTION | CATEGORY | PACKAGING | DIAMETER (mm) |
|---|---|---|---|---|
| PSI-5ECMRX-BX | CAT 5e U/UTP Horizontal Cable 24 AWG | UTP CAT5e-4PR PVC CMR | 1000 Ft. Reel | 5.2 mm |

# CAT5e

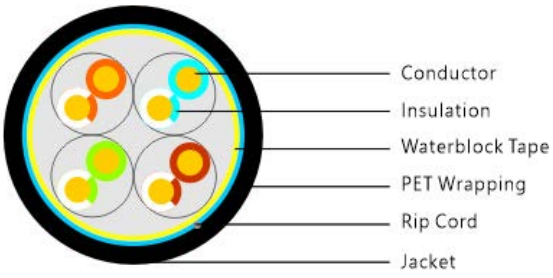

STANDARDS:
- ISO/IEC 2nd Edition 11801 Class D, TIA-568-C. Cat.5e
- UL, c(UL) Listed

ORDERING Information:

| PART NUMBER | DESCRIPTION | CATEGORY | PACKAGING | DIAMETER (mm) |
|---|---|---|---|---|
| PSI-5EOD8 | OUTDOOR UTP CAT5e OSP 350MHZ 4PR 24 AWG | U/UTP CAT5E Water-blocking PE Sheath | 1000 Ft. Reel in Box | 0.87±0.03mm |
| PSI-5EODB-BX | OUTDOOR UTP CAT5e OSP 350MHZ 4PR 24 AWG | U/UTP CAT5E Water-blocking PE Sheath | 1000 Ft. Reel in Box | 0.87±0.03mm |
| PSI-5EODB-SH | OUTDOOR FTP CAT5e OSP 350MHZ 4PR 24 AWG | F/UTP CAT5E Water-blocking PE Sheath | 1000 Ft. Reel in Box | 1.0±0.03mm |

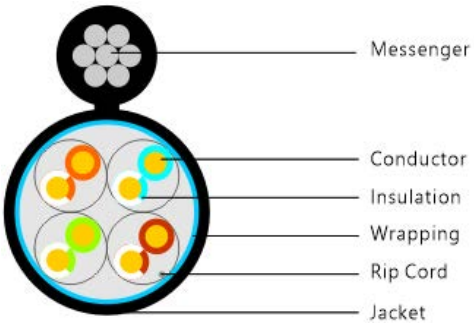

APPLICATION:
- Voice, T1, ISDN
- 10BASE-T, 100BASE-T Fast Ethernet (IEEE 802.3),
- 100 VG - anyLAN(IEEE802.12), 155/622 Mbps ATM
- 550 MHz Broadband Vedio
- 1000BASE-T Gigabit Ethernet

STANDARDS:
- CONFORMS TO ANSI/TIA-568-C.2 & ISO/IEC 11801 ED.2 & IEC 61156-5 & IEC 60332-1-2.

ORDERING Information:

| PART NUMBER | DESCRIPTION | CATEGORY | PACKAGING | NOMINAL DIAMETER (mm) |
|---|---|---|---|---|
| PSI-5EODB-M | 4PR OUTDOOR with Messenger | UTP SOLID Outdoor use Self supporting Cable | 1000 Ft. Reel in Box | 0.6 mm |



CABLES THAT MEET
HIGH PERFORMANCE
STANDARDS
OF TODAYS BUSINESS

# CAT6e

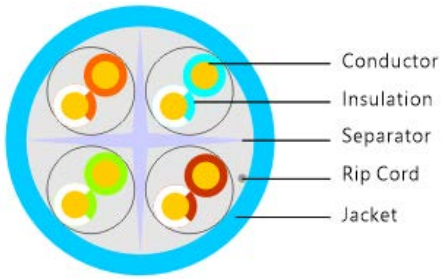

STANDARDS:
- ISO/IEC11801, ANSI/TIA-568-C.2
- UL, c(UL) Listed

ORDERING Information:

| PART NUMBER | DESCRIPTION | CATEGORY | PACKAGING | DIAMETER (mm) |
|---|---|---|---|---|
| PSI-6CMRSP-XX | CAT6e 4pr/23 SOL 550MHZ CMR | U/UTP CAT6E-4P-PVC | 1000 Ft. Box | 0.98±0.04 mm |
| PSI-6CMPSP-XX | CAT6e 4pr/23 SOL 550MHZ CMP | U/UTP/CAT6-4P-CMP PVC | 1000 Ft. Box | 0.95±0.04 mm |

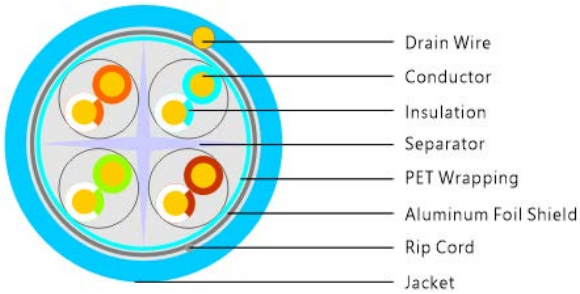

STANDARDS:
- ISO/IEC11801, ANSI/TIA-568-C.2, YD/T1019
- UL, c(UL) Listed

ORDERING Information:

| PART NUMBER | DESCRIPTION | CATEGORY | PACKAGING | DIAMETER (mm) |
|---|---|---|---|---|
| PSI-6CMRSH-BU | CAT6e 4p/23 SOL SHLD 550MHZ CMR | F/UTP CAT6E-PVC | Blue 1000 Ft. Reel | 1.20±0.03 mm |
| PSI-6CMPSH-BU | CAT6e 4p/23 SOL SHLD 550MHZ CMP | F/UTP/CAT6-PVC | Blue 1000 Ft. Reel | 1.22±0.04 mm |

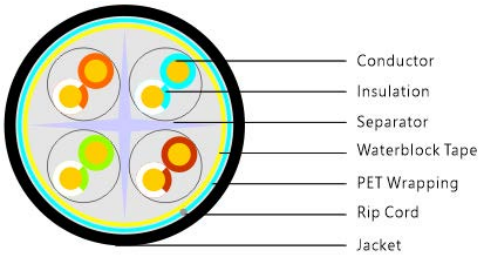




STANDARDS:
- ISO/IEC 2nd Edition 11801Class E, TIA-568-C. Cat.6e

ORDERING Information:

| PART NUMBER | DESCRIPTION | CATEGORY | PACKAGING | NOMINAL DIAMETER (mm) |
|---|---|---|---|---|
| PSI-6EODB | CAT6e OUTDOOR WATERBLOCK DB 550MHZ | U/UTP CAT6E Water-blocking PE Sheath | 1000 Ft. Reel | 0.98±0.03 mm |
| PSI-6EODB-SH | CAT6e SHIELDED OUTDOOR WATERBLOCK DB 550MHZ | F/UTP CAT6E Water-blocking PE Sheath | 1000 Ft. Reel | 1.12±0.03 mm |

## CAT6e

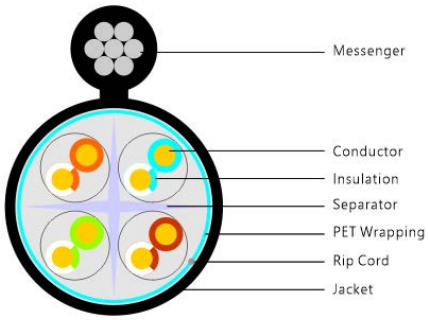

APPLICATION:
- Voice, T1, ISDN
- 10BASE-T, 100BASE-T Fast Ethernet (IEEE 802.3),
- 100 VG - anyLAN(IEEE802.12), 155/622 Mbps ATM
- 550 MHz Broadband Vedio
- 1000BASE-T Gigabit Ethernet

STANDARDS:
- ISO/IEC 11801 CLASS E, 2nd Edition ANSI/TIA 568-C.2 CAT.6

ORDERING Information:

| PART NUMBER | DESCRIPTION | CATEGORY | PACKAGING | NOMINAL DIAMETER (mm) |
|---|---|---|---|---|
| PSI-6ODB-M | CAT6e 4PR OUTDOOR 23 AWG with Messenger | CAT6 UTP SLD Outdoor use Self supporting Cable | 1000 Ft. Reel | 1.003 mm |

## CAT6a

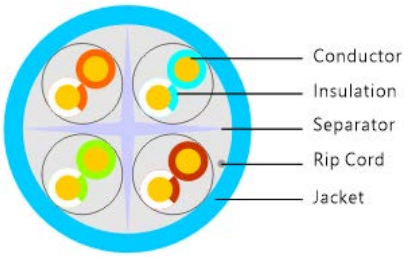




STANDARDS:
- ISO/IEC11801 ANSI/TIA-568-C.2
- UL, c(UL) Listed

ORDERING Information:

| PART NUMBER | DESCRIPTION | CATEGORY | COLOURS | PACKAGING | DIAMETER (mm) |
|---|---|---|---|---|---|
| PSI-6ACMR-XX | CAT6A 4p/23 SOL 10Gig CMR | U-UTP-CAT6A-4P-PVC | B W | 1000 Ft. Reel | 1.0±0.03 mm |
| PSI-6ACMP-XX | CAT6A 4p/23 SOL 10Gig CMP | U/UTP-CAT6A-4P-PVC | B Y W | 1000 Ft. Reel | 0.99±0.04 mm |

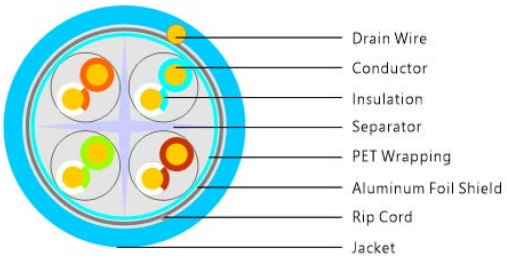

STANDARDS:
- ISO/IEC11801-1, ANSI/TIA-568-2-D
- UL, c(UL) Listed

ORDERING Information:

| PART NUMBER | DESCRIPTION | CATEGORY | COLOURS | PACKAGING | DIAMETER (mm) |
|---|---|---|---|---|---|
| PSI-6ACMRSH-BU | CAT6A 4p/23AWG CMR | U/FTP-Horizontal Cable | B | 1000 Ft. Reel | 7.0±0.4 mm |
| PSI-6ACMPSH-BU | CAT6A 4p/23AWG CMP | U/FTP-Horizontal Cable | B | 1000 Ft. Reel | 7.0±0.4 mm |

# RG6 DUAL SHIELD RISER/PLENUM (CSS/BC)

FEATURES:
- Suitable for broadband networks, CCTV, CATV/SAT and other video installations
- 18 AWG bare copper (BC) or copper clad steel (CCS) center conductors
- Sequential footage marking
- Cable diameter for CMR: 0.27" for Shielded: 0.232"
- Dual shield 3.0GHz coaxial cable
- 75 Ohm impedance
- 60% Aluminum Braided

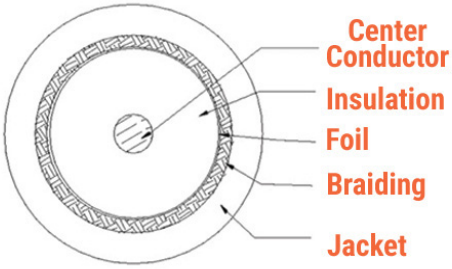


STANDARDS:
- UL or ETL Verified CMR/CMP
- SCTE IPS-SP001
- UL1655, UL13, UL444
- NEC Article 800 Compliant

ORDERING Information:

| PART NUMBER | COLOURS | PACKAGING | CENTRE CONDUCTOR TYPE | JACKET RATING |
|---|---|---|---|---|
| PSI-RG6URXX | W BL | 500 Ft. Reelex II / 1000 Ft. Reelex II, Reel | CCS | Riser |
| PSI-RG6URXX-BC | W BL | 1000 Ft. Reel | BC | Riser |
| PSI-RG6UPWH | W | 1000 Ft. Reel | CCS | Plenum |
| PSI-RG6UPWH-DBC-500 | W | | BC | Riser |

# RG6 DUAL SHIELD DIRECT BURIAL OUTDOOR

FEATURES:
- Suitable for broadband networks, CCTV, CATV/SAT and other video installations
- High-Grade RG6 UV Rated Outdoor Direct Burial Coaxial cable
- 18 AWG copper clad steel (CCS) centre conductor
- Cable diameter 0.272"
- Sequential footage marking
- Dual Shield 3.0GHz Coaxial cable
- 75 Ohm impedance
- 60% Aluminum Braided

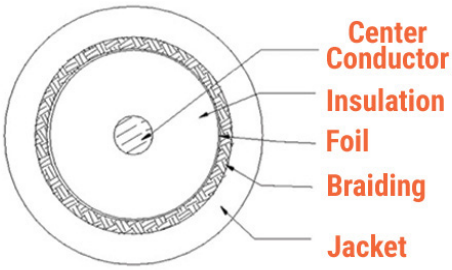


STANDARDS:
- SCTE IPS-SP001
- UL1655, UL13, UL444
- ETL Verified
- NEC Article 800 Compliant

ORDERING Information:

| PART NUMBER | COLOURS | PACKAGING | CENTRE CONDUCTOR TYPE | JACKET TYPE |
|---|---|---|---|---|
| PSI-RG6OSPBK | BL | 1000 Ft. Reel | | Riser |

# STATION Z

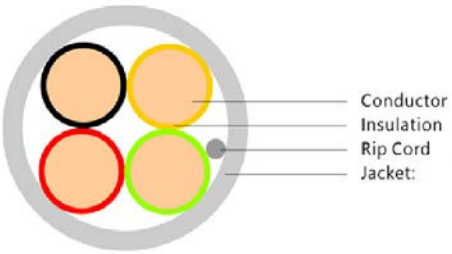

APPLICATION:
- Indoor Communication, Remote Control and Signaling

STANDARDS:
- (c)ETL
- CE
- RoHS

ORDERING Information:

| PART NUMBER | DESCRIPTION | CATEGORY | COLOURS | PACKAGING | Jacket DIAMETER (mm) |
|---|---|---|---|---|---|
| PSI-ZSTNCM-XX | 22AWG 4C SOL FT4 - CMR | Station "Z" Cable | GR W | 1000 Ft. Reel in Box | 3.21(±0.2) mm |
| PSI-ZSTNCMP-WH | 22AWG 4C SOL FT4 - CMP | Station "Z" Cable | W | 1000 Ft. Reel in Box | 3.21(±0.2) mm |

# COMBINATION CABLES

FEATURES:
- CAT5E/6 Category-rated high performance data cable
- RG6 Quad Shield Cable is suitable for broadband, CCTV, CATV/SAT and other video installations
- Fiber Optic 62.5/125 multimode cable is suitable for high bandwidth data and video installations
- 16/4 Audio (Speaker) Cable
- 18 AWG copper clad steel (CCS) center conductor
- Quad shield 3.0GHz Coaxial cable
- 75 Ohm impedance
- Aluminum braided shield
- 24 AWG solid bare copper conductors (CAT5E, CMR)
- Performance up to 350MHz
- 23 AWG solid bare copper conductors with spline (CAT6E, CMR)
- Performance up to 550MHz
- 4 Unshielded Twisted Pair (UTP)

STANDARDS:
- SCTE IPS-SP001
- ETL Verified CMR/CMP
- UL1655, UL13, UL444
- NEC Article 800 Compliant
- Exceeds ANSI/TIA-568-C.2 Specifications
- ISO/IEC 11801 Compliant
- IEEE 802.xx Compliant

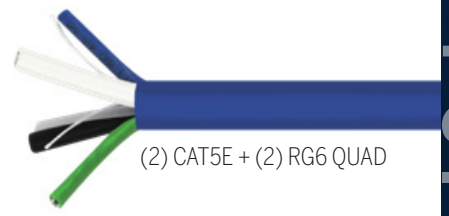
(2) CAT5E + (2) RG6 QUAD


(2) CAT6 + (2) RG6 QUAD

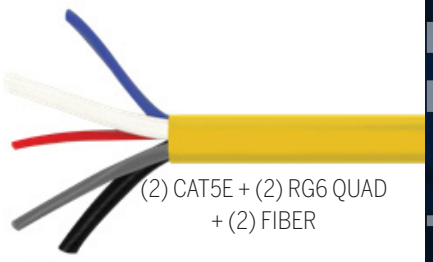
(2) CAT5E + (2) RG6 QUAD + (2) FIBER

(1) CAT5E + (1) RG6 QUAD


(1) CAT5E + (1) AUDIO 16/4

ORDERING Information:

| PART NUMBER | DESCRIPTION | COLOURS | PACKAGING |
|---|---|---|---|
| H25E26QMBL-500 | (2) CAT5E + (2) RG6 QUAD | BL | 500 Ft. Reel |
| H26E26QMGN-500 | (2) CAT6 + (2) RG6 QUAD | G | 500 Ft. Reel |
| H25E26Q2FYL-500 | (2) CAT5E + (2) RG6 QUAD + (2) FIBER | Y | 500 Ft. Reel |
| H16E16QMBL-500 | (1) CAT6 + (1) RG6 QUAD | B | 500 Ft. Reel |
| H15E164MYL-500 | (1) CAT5E + (1) AUDIO 16/4 | Y | 500 Ft. Rib |

# AUDIO CABLES

FEATURES:
- Ideal for high-end commercial or residential in-wall rated audio (speaker)
- 12, 14, and 16 AWG with 2 or 4 insulated conductors made with Stranded Oxygen Free Copper
- High strand count for premium performance and optimum sound quality
- Sequential footage marking
- Optional: Glossy PVC jacket

STANDARDS:
- Compliance to cUL, CL3R.FT4, CMR, UL Rated
- ETL Verified CMR/CMP
- NEC Article 725 Compliant

ORDERING Information:

| PART NUMBER | AWG | CONDUCTOR | STRAND | JACKET RATING | COLOUR | PACKAGING |
|---|---|---|---|---|---|---|
| 14 AWG 2/4 CONDUCTORS HIGH STRAND AUDIO RISER/PLENUM | | | | | | |
| AC1402RXX-500 | 14 | 2 | 105 | Riser | W BL | 500 Ft. Reelex II |
| AC1402OSPBK-500 | 14 | 2 | 105 | Riser | BL | 500 Ft. Reelex II |
| AC1404RXX-500 | 14 | 4 | 105 | Riser | W BL | 500 Ft. Reelex II |
| AC1404OSPBK-500 | 14 | 4 | 105 | Riser | BL | 500 Ft. Reelex II |
| 16 AWG 2/4 CONDUCTORS HIGH STRAND AUDIO RISER/PLENUM DIRECT BURIAL | | | | | | |
| AC1602RXX-500 | 16 | 2 | 65 | Riser | W BL | 500 Ft. Reelex II |
| AC1602OSPBK-500 | 16 | 2 | 65 | Riser | BL | 500 Ft. Reelex II |
| AC1604RXX-500 | 16 | 4 | 65 | Riser | W BL | 500 Ft. Reelex II |
| AC1604OSPBK-500 | 16 | 4 | 65 | Riser | BL | 500 Ft. Reelex II |
| AC1602UPBK-500 | 16 | 2 | 65 | Plenum | BL | 500 Ft. Reelex II |
| AC1604UPBK-500 | 16 | 4 | 65 | Plenum | BL | 500 Ft. Reelex II |
| 12 AWG 2 CONDUCTOR HIGH STRAND AUDIO RISER | | | | | | |
| AC1604UPBK-500 | 12 | 2 | 65 | Riser | W | 500 Ft. Reel, Reelex II |

# Clarity AUDIO CABLE

FEATURES:
- PVC insulated high strand count bare copper conductors
- Twisted with an overall high flex PVC jacket
- For use in Intercom / PA systems, Home Theater systems, Sound/Audio systems, and Stadium and Arena Speaker systems
- 300v Voltage Rating
- Temperature rating: -25°C to 75°C

STANDARDS:
- Compliance to cULus, c(ETL)us, and RoHS
- NEC Article 725 CL3R

ORDERING Information:

| PART NUMBER | AWG | CONDUCTOR | CONDUCTOR TYPE | PACKAGING |
|---|---|---|---|---|
| 18 AWG | | | | |
| ADC32182 | 18 | 2 | 41 Strand | 500 Ft. Reels and Boxes<br>1000 Ft. Reels and Boxes |
| ADC32184 | 18 | 4 | 41 Strand | |
| 16 AWG | | | | |
| ADC32162 | 16 | 2 | 65 Strand | 500 Ft. Reels and Boxes<br>1000 Ft. Reels and Boxes |
| ADC32164 | 16 | 4 | 65 Strand | |

| CONDUCTOR | COLOUR |
|---|---|
| 1 | BL |
| 2 | O |
| 3 | W |
| 4 | G |

# SECURITY ALARM CABLES - RISER UNSHIELDED

FEATURES:

- Bare copper conductors
- PVC insulation
- Sequential footage marking
- For use in security systems, intercom services, sound/audio systems, and power-limited controls
- 300v Voltage Rating
- Temperature Rating: 75°C



STANDARDS:

- Compliance to cULus, c(ETL)us, and RoHS
- NEC Article FPLR/760, CMR/800, CL3R, CL2R/725 Compliant

ORDERING Information:

| PART NUMBER | AWG | CONDUCTOR | CONDUCTOR TYPE | JACKET RATING | PACKAGING |
|---|---|---|---|---|---|
| 22 AWG | | | | | |
| ADC82202GY | 22 | 2 | Solid | Riser | 500 Ft. Reels and Boxes<br>1000 Ft. Reels and Boxes |
| ADC12202R | 22 | 2 | 7 Strand | Riser | |
| ADC12203R | 22 | 3 | 7 Strand | Riser | |
| ADC82204GY | 22 | 4 | Solid | Riser | |
| ADC12204R | 22 | 4 | 7 Strand | Riser | |
| ADC12206R | 22 | 6 | 7 Strand | Riser | |
| ADC12208R | 22 | 8 | 7 Strand | Riser | |
| ADC12210R | 22 | 10 | 7 Strand | Riser | |
| ADC12212R | 22 | 12 | 7 Strand | Riser | |
| 20 AWG | | | | | |
| ADC12002R | 20 | 2 | 7 Strand | Riser | 500 Ft. Reels and Boxes<br>1000 Ft. Reels and Boxes |
| ADC12004R | 20 | 4 | 7 Strand | Riser | |
| 18 AWG | | | | | |
| ADC11802R | 18 | 2 | 7 Strand | Riser | 500 Ft. Reels and Boxes<br>1000 Ft. Reels and Boxes |
| ADC11803R | 18 | 3 | 7 Strand | Riser | |
| ADC11804R | 18 | 4 | 7 Strand | Riser | |
| ADC11805R | 18 | 5 | 7 Strand | Riser | |
| ADC11806R | 18 | 6 | 7 Strand | Riser | |
| ADC11807R | 18 | 7 | 7 Strand | Riser | |
| ADC11808R | 18 | 8 | 7 Strand | Riser | |
| ADC11809R | 18 | 9 | 7 Strand | Riser | |
| ADC11810R | 18 | 10 | 7 Strand | Riser | |
| ADC11812R | 18 | 12 | 7 Strand | Riser | |
| 16 AWG | | | | | |
| ADC11602R | 16 | 2 | 19 Strand | Riser | 500 Ft. Reels and Boxes<br>1000 Ft. Reels and Boxes |
| ADC11603R | 16 | 3 | 19 Strand | Riser | |
| ADC11604R | 16 | 4 | 19 Strand | Riser | |

| CONDUCTOR | COLOUR |
|---|---|
| 1 | BL |
| 2 | R |
| 3 | W |
| 4 | G |
| 5 | BR |
| 6 | B |
| 7 | O |
| 8 | Y |
| 9 | P |
| 10 | GR |
| 11 | PK |
| 12 | T |

BL= BLACK
R = RED
W = WHITE
G = GREEN
BR = BROWN
B = BLUE
O = ORANGE
Y = YELLOW
P = PURPLE
GR = GRAY
PK= PINK
T = TAN

# SECURITY ALARM CABLES - RISER SHIELDED

## FEATURES:

- Bare copper conductors
- PVC insulation
- Shielded tape with drain wire
- Sequential footage marking
- Shielded version has an aluminum tape and drain shielding.
- For use security systems, intercom systems, sound/audio systems, power-limited controls
- 300v Voltage Rating
- Temperature Rating: -25°C to 75°C

## STANDARDS:

- Compliance to cULus, c(ETL)us, and RoHS
- NEC Article FPLR/760, CMR/800, CL3R, CL2R/725 Compliant

## ORDERING Information:

| PART NUMBER | AWG | CONDUCTOR | CONDUCTOR TYPE | JACKET RATING | PACKAGING |
|---|---|---|---|---|---|
| 22 AWG | | | | | |
| ADC-82202SDGY | 22 | 2 | Solid | Riser | 500 Ft. Reels and Boxes<br>1000 Ft. Reels and Boxes |
| ADC-12202RSD | 22 | 2 | 7 Strand | Riser | |
| ADC-12203RSD | 22 | 3 | 7 Strand | Riser | |
| ADC-82204SDGY | 22 | 4 | Solid | Riser | |
| ADC-12204RSD | 22 | 4 | 7 Strand | Riser | |
| ADC-12206RSD | 22 | 6 | 7 Strand | Riser | |
| ADC-12208RSD | 22 | 8 | 7 Strand | Riser | |
| ADC-12210RSD | 22 | 10 | 7 Strand | Riser | |
| ADC-12212RSD | 22 | 12 | 7 Strand | Riser | |
| 20 AWG | | | | | |
| ADC-12002RSD | 20 | 2 | 7 Strand | Riser | 500 Ft. Reels and Boxes<br>1000 Ft. Reels and Boxes |
| ADC-12004RSD | 20 | 4 | 7 Strand | Riser | |
| 18 AWG | | | | | |
| ADC11802RSD | 18 | 2 | 7 Strand | Riser | 500 Ft. Reels and Boxes<br>1000 Ft. Reels and Boxes |
| ADC11803RSD | 18 | 3 | 7 Strand | Riser | |
| ADC11804RSD | 18 | 4 | 7 Strand | Riser | |
| ADC11805RSD | 18 | 5 | 7 Strand | Riser | |
| ADC11806RSD | 18 | 6 | 7 Strand | Riser | |
| ADC11807RSD | 18 | 7 | 7 Strand | Riser | |
| ADC11808RSD | 18 | 8 | 7 Strand | Riser | |
| ADC11809RSD | 18 | 9 | 7 Strand | Riser | |
| 16 AWG | | | | | |
| ADC11602RSD | 16 | 2 | 19 Strand | Riser | 500 Ft. Reels and Boxes<br>1000 Ft. Reels and Boxes |
| ADC11603RSD | 16 | 3 | 19 Strand | Riser | |
| ADC11604RSD | 16 | 4 | 19 Strand | Riser | |

| CONDUCTOR | COLOUR |
|---|---|
| 1 | BL |
| 2 | R |
| 3 | W |
| 4 | G |
| 5 | BR |
| 6 | B |
| 7 | O |
| 8 | Y |
| 9 | P |
| 10 | GR |
| 11 | PK |
| 12 | T |

BL= BLACK
R = RED
W = WHITE
G = GREEN
BR = BROWN
B = BLUE
O = ORANGE
Y = YELLOW
P = PURPLE
GR = GRAY
PK= PINK
T = TAN

# SECURITY ALARM CABLES - PLENUM UNSHIELDED

## FEATURES:

- Bare copper conductors
- Low smoke PVC insulation and Natural low smoke PVC jacket.
- Sequential footage marking
- For use in security systems, intercom services, sound/audio systems, and power-limited controls
- 300v Voltage Rating
- Temperature Rating: -25°C to 75°C

## STANDARDS:

- Compliance to cULus, c(ETL)us, and RoHS
- NEC Article FPLR/760, CMR/800, CL3R, CL2P/725 Compliant

## ORDERING Information:

| PART NUMBER | AWG | CONDUCTOR | CONDUCTOR TYPE | JACKET RATING | PACKAGING |
|---|---|---|---|---|---|
| 22 AWG | | | | | |
| ADC982202 | 22 | 2 | Solid | Plenum | 500 Ft. Reels and Boxes<br>1000 Ft. Reels and Boxes |
| ADC912202 | 22 | 2 | 7 Strand | Plenum | |
| ADC912203 | 22 | 3 | 7 Strand | Plenum | |
| ADC982204 | 22 | 4 | Solid | Plenum | |
| ADC912204 | 22 | 4 | 7 Strand | Plenum | |
| ADC912206 | 22 | 6 | 7 Strand | Plenum | |
| ADC912208 | 22 | 8 | 7 Strand | Plenum | |
| ADC912210 | 22 | 10 | 7 Strand | Plenum | |
| ADC912212 | 22 | 12 | 7 Strand | Plenum | |
| 20 AWG | | | | | |
| ADC912002 | 20 | 2 | 7 Strand | Plenum | 500 Ft. Reels and Boxes<br>1000 Ft. Reels and Boxes |
| ADC912003 | 20 | 3 | 7 Strand | Plenum | |
| ADC912004 | 20 | 4 | 7 Strand | Plenum | |
| 18 AWG | | | | | |
| ADC911802 | 18 | 2 | 7 Strand | Plenum | 500 Ft. Reels and Boxes<br>1000 Ft. Reels and Boxes |
| ADC911803 | 18 | 3 | 7 Strand | Plenum | |
| ADC911804 | 18 | 4 | 7 Strand | Plenum | |
| ADC911805 | 18 | 5 | 7 Strand | Plenum | |
| ADC911806 | 18 | 6 | 7 Strand | Plenum | |
| ADC911808 | 18 | 8 | 7 Strand | Plenum | |
| ADC911809 | 18 | 9 | 7 Strand | Plenum | |
| ADC911810 | 18 | 10 | 7 Strand | Plenum | |
| ADC911812 | 18 | 12 | 7 Strand | Plenum | |
| 16 AWG | | | | | |
| ADC911602 | 16 | 2 | 19 Strand | Plenum | 500 Ft. Reels and Boxes<br>1000 Ft. Reels and Boxes |
| ADC911603 | 16 | 3 | 19 Strand | Plenum | |
| ADC911604 | 16 | 4 | 19 Strand | Plenum | |

| CONDUCTOR | COLOUR |
|---|---|
| 1 | BL |
| 2 | R |
| 3 | W |
| 4 | G |
| 5 | BR |
| 6 | B |
| 7 | O |
| 8 | Y |
| 9 | P |
| 10 | GR |
| 11 | PK |
| 12 | T |

BL= BLACK
R = RED
W = WHITE
G = GREEN
BR = BROWN
B = BLUE
O = ORANGE
Y = YELLOW
P = PURPLE
GR = GRAY
PK= PINK
T = TAN

# SECURITY ALARM CABLES - PLENUM SHIELDED

## FEATURES:

- Bare copper conductors
- Low smoke PVC insulation, Shielded tape with drain wire
- Natural low smoke PVC jacket with rip cord
- Sequential footage marking
- For use in security systems, intercom services, sound/audio systems, and power-limited controls
- 300v Voltage Rating
- Temperature Rating: -25°C to 75°C

## STANDARDS:

- Compliance to cULus, c(ETL)us, and RoHS
- NEC Article FPLR/760, CMR/800, CL3R, CL2P/725 Compliant

## ORDERING Information:

| PART NUMBER | AWG | CONDUCTOR | CONDUCTOR TYPE | JACKET RATING | PACKAGING |
|---|---|---|---|---|---|
| 22 AWG | | | | | |
| ADC982202SD | 22 | 2 | Solid | Plenum | 500 Ft. Reels and Boxes<br>1000 Ft. Reels and Boxes |
| ADC912202SD | 22 | 2 | 7 Strand | Plenum | |
| ADC912203SD | 22 | 3 | 7 Strand | Plenum | |
| ADC982204SD | 22 | 4 | Solid | Plenum | |
| ADC912204SD | 22 | 4 | 7 Strand | Plenum | |
| ADC912206SD | 22 | 6 | 7 Strand | Plenum | |
| ADC912208SD | 22 | 8 | 7 Strand | Plenum | |
| ADC912210SD | 22 | 10 | 7 Strand | Plenum | |
| ADC912212SD | 22 | 12 | 7 Strand | Plenum | |
| 20 AWG | | | | | |
| ADC912002SD | 20 | 2 | 7 Strand | Plenum | 500 Ft. Reels and Boxes<br>1000 Ft. Reels and Boxes |
| ADC912003SD | 20 | 3 | 7 Strand | Plenum | |
| ADC912004SD | 20 | 4 | 7 Strand | Plenum | |
| 18 AWG | | | | | |
| ADC911802SD | 18 | 2 | 7 Strand | Plenum | 500 Ft. Reels and Boxes<br>1000 Ft. Reels and Boxes |
| ADC911803SD | 18 | 3 | 7 Strand | Plenum | |
| ADC911804SD | 18 | 4 | 7 Strand | Plenum | |
| ADC911806SD | 18 | 6 | 7 Strand | Plenum | |
| ADC911808SD | 18 | 8 | 7 Strand | Plenum | |
| ADC911809SD | 18 | 9 | 7 Strand | Plenum | |
| ADC911810SD | 18 | 10 | 7 Strand | Plenum | |
| ADC911812SD | 18 | 12 | 7 Strand | Plenum | |
| 16 AWG | | | | | |
| ADC911602SD | 16 | 2 | 19 Strand | Plenum | 500 Ft. Reels and Boxes<br>1000 Ft. Reels and Boxes |
| ADC911603SD | 16 | 3 | 19 Strand | Plenum | |
| ADC911604SD | 16 | 4 | 19 Strand | Plenum | |

| CONDUCTOR | COLOUR |
|---|---|
| 1 | BL |
| 2 | R |
| 3 | W |
| 4 | G |
| 5 | BR |
| 6 | B |
| 7 | O |
| 8 | Y |
| 9 | P |
| 10 | GR |
| 11 | PK |
| 12 | T |

BL= BLACK
R = RED
W = WHITE
G = GREEN
BR = BROWN
B = BLUE
O = ORANGE
Y = YELLOW
P = PURPLE
GR = GRAY
PK= PINK
T = TAN

# COMMUNICATION AND CONTROL CABLES - RISER SHIELDED

## FEATURES:

- Bare copper conductors
- PVC insulation, short overall twist lengths, Filler as required,
- Shielded tape with drain wire (24 AWG Tinned Copper), PVC jacket
- For use in security systems, intercom services, sound/audio systems, and power-limited controls
- 300v Voltage Rating
- Temperature Rating: -25°C to 75°C



## STANDARDS:

- Compliance to cULus, c(ETL)us, and RoHS
- NEC Article FPLR/760, CMR/800, CL3R/725 Compliant

## ORDERING Information:

| PART NUMBER | AWG | CONDUCTOR | CONDUCTOR TYPE | JACKET RATING | PACKAGING |
|---|---|---|---|---|---|
| 22 AWG | | | | | |
| ADC-12221RSD | 22 | 2<br>1pr Shld / 1pr Unshld | 7 Strand | Riser | 500 Ft. Reels and Boxes<br>1000 Ft. Reels and Boxes |
| ADC-12222RSD | 22 | 2<br>Each Pair Shielded | 7 Strand | Riser | |
| ADC-12223RSD | 22 | 3<br>Pair Overall Shielded | 7 Strand | Riser | |
| ADC-12233RSD | 22 | 3<br>Each Pair Shielded | 7 Strand | Riser | |
| ADC-122012RSD | 22 | 3<br>2pr Shld / 1pr Unshld | 7 Strand | Riser | |
| ADC-122014RSD | 22 | 4<br>2pr Shld / 2pr Unshld | 7 Strand | Riser | |
| 20 AWG | | | | | |
| ADC-120013RSD | 20 | 3<br>2pr Shld / 1pr Unshld | 7 Strand | Riser | 500 Ft. Reels and Boxes<br>1000 Ft. Reels and Boxes |
| ADC-120014RSD | 20 | 4<br>2pr Shld / 2pr Unshld | 7 Strand | Riser | |
| 18 AWG | | | | | |
| ADC-11821RSD | 18 | 2<br>1pr Shld / 1pr Unshld | 7 Strand | Riser | 500 Ft. Reels and Boxes<br>1000 Ft. Reels and Boxes |
| ADC-11822RSD | 18 | 2<br>Each Pair Shielded | 7 Strand | Riser | |
| ADC-118232RSD | 18 | 3<br>Pair Overall Shield | 7 Strand | Riser | |
| ADC-11833RSD | 18 | 3<br>Each Pair Shielded | 7 Strand | Riser | |
| ADC-118014RSD | 18 | 4<br>2pr Shld / 2pr Unshld | 7 Strand | Riser | |

| CONDUCTOR | COLOUR |
|---|---|
| 1 | BL / O |
| 2 | BL / W |
| 3 | BL / G |
| 4 | BL / B |

# COMMUNICATION AND CONTROL CABLES - PLENUM SHIELDED

## FEATURES:

- Bare copper conductors
- Plenum insulation, short overall twist lengths, Filler as required
- Shielded tape with drain wire, Plenum jacket
- For use in security systems, intercom services, sound/audio systems, and power-limited controls
- 300v Voltage Rating
- Temperature Rating: -5°C to 75°C

## STANDARDS:

- Compliance to cULus, c(ETL)us, and RoHS
- NEC Article FPLR/760, CMR/800, CL3P/725 Compliant

## ORDERING Information:

| PART NUMBER | AWG | CONDUCTOR | CONDUCTOR TYPE | JACKET RATING | PACKAGING |
|---|---|---|---|---|---|
| 22 AWG | | | | | |
| ADC912221SD | 22 | 2<br>1pr Shld / 1pr Unshld | 7 Strand | Plenum | 500 Ft. Reels and Boxes<br>1000 Ft. Reels and Boxes |
| ADC912222SD | 22 | 2<br>Each Pair Shielded | 7 Strand | Plenum | |
| ADC912233SD | 22 | 3<br>Each Pair Shielded | 7 Strand | Plenum | |
| ADC912232SD | 22 | 3<br>3pr Overall Shielded | 7 Strand | Plenum | |
| ADC912231SD | 22 | 3<br>2pr Shld / 1pr Unshld | 7 Strand | Plenum | |
| ADC912224SD | 22 | 4<br>2pr Shld / 2pr Unshld | 7 Strand | Plenum | |
| 20 AWG | | | | | |
| ADC912021SD | 20 | 2<br>2pr 1 Shielded | 7 Strand | Plenum | 500 Ft. Reels and Boxes<br>1000 Ft. Reels and Boxes |
| ADC912033SD | 20 | 3<br>3pr Overall Shielded | 7 Strand | Plenum | |
| ADC912022SD | 20 | 2<br>2pr Indiv Shielded | 7 Strand | Plenum | |
| ADC912032SD | 20 | 3<br>2pr Shld/ 1pr Unshld | 7 Strand | Plenum | |
| ADC912042SD | 20 | 4<br>2pr Shld/ 2pr Unshld | 7 Strand | Plenum | |
| 18 AWG | | | | | |
| ADC911821SD | 18 | 2<br>1pr Shld / 1pr Unshld | 7 Strand | Plenum | 500 Ft. Reels and Boxes<br>1000 Ft. Reels and Boxes |
| ADC911822SD | 18 | 2<br>Each Pair Shielded | 7 Strand | Plenum | |
| ADC911232SD | 18 | 3<br>Pair Overall Shield | 7 Strand | Plenum | |
| ADC911832SD | 18 | 3<br>Each Pair Shielded | 7 Strand | Plenum | |
| ADC911842SD | 18 | 4<br>2pr Shld / 2pr Unshld | 7 Strand | Plenum | |

| CONDUCTOR | COLOUR |
|---|---|
| 1 | BL / O |
| 2 | BL / W |
| 3 | BL / G |
| 4 | BL / B |

# COMMUNICATION AND CONTROL CABLES - INDUSTRY EQUALS - PVC RISER

## FEATURES:

- Tinned copper conductors, PVC insulation, short overall twist lengths, Filler as required
- Shielded tape with drain wire, Gray PVC jacket
- For use in security systems, intercom services, sound/audio systems, and power-limited controls
- 300v Voltage Rating
- Temperature Rating: -25°C to 75°C
- Colour Selection equal to competitor

## STANDARDS:

- Compliance to cULus, c(ETL)us, and RoHS
- NEC Article 800 CM, 14-12 AWG CL2

## ORDERING Information:

| PART NUMBER | BELDEN™ EQUAL | AWG | CONDUCTOR | STRAND | NOMINAL O.D | PACKAGING |
|---|---|---|---|---|---|---|
| 24 AWG | | | | | | |
| ADC4-2402 | 9841 | 24 | 1pr | 7 x .0076 TC | .232 in. | 500 Ft. Reels and Boxes<br>1000 Ft. Reels and Boxes |
| ADC4-2422 | 9842 | 24 | 2pr | 7 x .0076 TC | .340 in. | |
| 22 AWG | | | | | | |
| ADC22002TSD | 8761 | 22 | 2 | 7 x 30 TC | .175 in | 500 Ft. Reels and Boxes<br>1000 Ft. Reels and Boxes |
| ADC22003TSD | 8771 | 22 | 3 | 7 x 30 TC | .187 in | |
| ADC22022TSD | 8723 | 22 | 4 | 7 x 30 TC | .160 in | |
| ADC22033TSD | 8777 | 22 | 6 | 7 x 30 TC | .228 in | |
| 20 AWG | | | | | | |
| ADC20002TSD | 8762 | 20 | 2 | 7 x 28 TC | .204 in | 500 Ft. Reels and Boxes<br>1000 Ft. Reels and Boxes |
| ADC20003TSD | 8772 | 20 | 3 | 7 x 28 TC | .218 in. | |
| 18 AWG | | | | | | |
| ADC21802TSD | 8760 | 18 | 2 | 16 / 30 TC | .222 in. | 500 Ft. Reels and Boxes<br>1000 Ft. Reels and Boxes |
| ADC21803TSD | 8770 | 18 | 3 | 16 / 30 TC | .236 in | |
| ADC318004SD | 9418 | 18 | 4 | 19 / 30 TC | .245 in | |
| 16 AWG | | | | | | |
| ADC21602SD | 8719 | 16 | 2 | 19 x 29 TC | .313 in | 500 Ft. Reels and Boxes<br>1000 Ft. Reels and Boxes |
| 14 AWG | | | | | | |
| ADC14002TSD | 8720 | 14 | 2 | 19 x 27 TC | .330 in | 500 Ft. Reels and Boxes<br>1000 Ft. Reels and Boxes |
| 12 AWG | | | | | | |
| ADC21202SD | 8718 | 12 | 2 | 19 x 25 TC | .400 in. | 500 Ft. Reels and Boxes<br>1000 Ft. Reels and Boxes |

# COMMUNICATION AND CONTROL CABLES - PLENUM INDUSTRY EQUALS

FEATURES:

- Solid FEP industry stranded tinned copper conductors with an overall jacket
- Shielded tape with drain wire,
- For use in security systems, intercom services, sound/audio systems, and power-limited controls
- 300v Voltage Rating
- Temperature Rating: equal to competitor
- Colour Selection equal to competitor

STANDARDS:

- Compliance to cULus, c(ETL)us, and RoHS
- NEC Article 800 CMP

ORDERING Information:

| PART NUMBER | Belden™ Equal | AWG | CONDUCTOR | STRAND | NOMINAL O.D | PACKAGING |
|---|---|---|---|---|---|---|
| 22 AWG | | | | | | |
| ADC7-2202T | 88442 | 22 | 2 | 7 | .114 in | 500 Ft. Reels and Boxes<br>1000 Ft. Reels and Boxes |
| ADC7-92202T | 82442 | 22 | 2 | 7 | .114 in | |
| ADC7-2202TSD | 88761 | 22 | 2 | 7 | .120 in | |
| ADC7-92202TSD | 82761 | 22 | 2 | 7 | .116 in | |
| ADC7-2202TSP | 88723 | 22 | 4 | 7 | .144 in | |
| ADC7-92202TSP | 82723 | 22 | 4 (2 Pair) | 7 | .156 in | |
| ADC2203TSP | 88777 | 22 | 6 (3 Pair) | 7 | .214 in | |
| ADC7-92203TSP | 82777 | 22 | 6 (3 Pair) | 7 | .246 in | |
| ADC7-9222 | 89855 | 22 | 4 (2 Pair) | 1 | .275 in | |
| 18 AWG | | | | | | |
| ADC7-1802T | 89740 | 18 | 2 | 19 | .148 in | 500 Ft. Reels and Boxes<br>1000 Ft. Reels and Boxes |
| ADC7-91802T | 82740 | 18 | 2 | 19 | .148 in | |
| ADC7-1802TSD | 88760 | 18 | 2 | 19 | .160 in | |
| ADC7-91802TSD | 82760 | 18 | 2 | 19 | .160 in | |

# COMMUNICATION CABLES - SHIELDED PAIRS

FEATURES:

- Tinned copper conductors,
- PVC insulation, short overall twist lengths,
- Water block Shielded tape with drain wire,
- PVC jacket.
- Sequential footage marking
- For use in security systems, intercom systems, sound/audio systems, and power-limited controls
- 300v Voltage Rating
- Temperature rating: 75°C
- 26 AWG drain wire



STANDARDS:

- Compliance to cULus, c(ETL)us, and RoHS
- NEC Article 800, 725 Compliant

ORDERING Information:

| PART NUMBER | AWG | CONDUCTOR | CONDUCTOR TYPE | PACKAGING |
|---|---|---|---|---|
| **MULTIPLE CONDUCTORS** | | | | |
| 22 AWG | | | | |
| ADC22223SDWB | 22 | 3 (2 Shld / 1 Unshld) | Solid | 500 Ft. Reels and Boxes<br>1000 Ft. Reels and Boxes |
| ADC12223SDWB | 22 | 3 (2 Shld / 1 Unshld) | 7 Strand | |
| ADC22221SDWB | 22 | 4 (2 Shld / 2 Unshld) | Solid | |
| ADC12221SDWB | 22 | 4 (2 Shld / 2 Unshld) | 7 Strand | |
| 20 AWG | | | | |
| ADC12021SDWB | 20 | 4 (2 Shld / 2 Unshld) | 7 Strand | 500 Ft. Reels and Boxes<br>1000 Ft. Reels and Boxes |
| ADC12023SDWB | 20 | 3 (2 Shld / 1 Unshld) | 7 Strand | |
| **INDIVIDUALLY SHIELDED PAIRS** | | | | |
| 22 AWG | | | | |
| ADC12222SDWB | 22 | 2pr (Each Pair Shielded) | 7 Strand | 500 Ft. Reels and Boxes<br>1000 Ft. Reels and Boxes |
| ADC12224SDWB | 22 | 4pr (Each Pair Shielded) | 7 Strand | |

Multiple Conductors Shielded:

| CONDUCTOR | COLOUR |
|---|---|
| 1 | BL |
| 2 | R |

Unshielded:

| | |
|---|---|
| 3 | W |
| 4 | G |

Individually Shielded Pairs:

| PAIR | COLOUR |
|---|---|
| 1 | BL / R |
| 2 | BL / W |
| 3 | BL / G |
| 4 | BL / B |

# COMMUNICATION CABLES - SHIELDED AND UNSHIELDED

## FEATURES:

- PVC insulated stranded tinned copper conductors,
- Short overall twist length, water block tape, and an overall PVC jacket.
- Shielded version has an aluminum tape and drain wire.
- Unshielded - Bare Copper, Shielded - Tinned Copper
- For use in security systems, intercom systems, sound/audio systems, and power-limited controls
- 300v Voltage Rating
- Temperature rating: 75°C
- 24 AWG drain wire

## STANDARDS:

- Compliance to cULus, c(ETL)us, and RoHS
- NEC Article 800, 725 Compliant

## ORDERING Information:

| PART NUMBER | AWG | CONDUCTOR | CONDUCTOR TYPE | PACKAGING |
|---|---|---|---|---|
| **UNSHIELDED** | | | | |
| 22 AWG | | | | |
| ADC2204WB | 22 | 4 | Solid | 500 Ft. Reels and Boxes<br>1000 Ft. Reels and Boxes |
| 18 AWG | | | | |
| ADC1802WB | 18 | 1pr | 7 Strand | 500 Ft. Reels and Boxes<br>1000 Ft. Reels and Boxes |
| 16 AWG | | | | |
| ADC1602WB | 16 | 1pr | 7 Strand | 500 Ft. Reels and Boxes<br>1000 Ft. Reels and Boxes |
| **SHIELDED** | | | | |
| 22 AWG | | | | |
| ADC1202TSDWB | 22 | 1pr | Solid | 500 Ft. Reels and Boxes<br>1000 Ft. Reels and Boxes |
| ADC1222TSDWB | 22 | 1pr | 7 Strand | |
| 20 AWG | | | | |
| ADC1202TSDWB | 20 | 1pr | 7 Strand | 500 Ft. Reels and Boxes<br>1000 Ft. Reels and Boxes |
| 18 AWG | | | | |
| ADC1802TSDWB | 18 | 1pr | 7 Strand | 500 Ft. Reels and Boxes<br>1000 Ft. Reels and Boxes |
| ADC1806TSDWB | 18 | 6 | 7 Strand | |

| CONDUCTOR | COLOUR |
|---|---|
| 1 | BL |
| 2 | R |
| 3 | W |
| 4 | G |
| 5 | BR |
| 6 | B |

# COMMUNICATION CABLES - SHIELDED AND UNSHIELDED DIRECT BURIAL

## FEATURES:

- Bare copper conductors, PVC/NYLON insulation, Cabled together
- Water block tape, Aluminum polyester foil with drain wire, Black PVC jacket.
- Sequential footage marking
- For use in Low Voltage Process Control Circuits, Power-Limited Circuits, and power-limited fire protective
- 600v Voltage Rating
- Temperature rating: -39°C to 90°C Wet/Dry
- 18-16 AWG: 20 AWG, 14 AWG: 16 AWG, 12 AWG: 14 AWG drain wire

## STANDARDS:

- Compliance to cULus, and RoHS
- NEC Article 336 - TC, 725 - PLTC, 760 - FPL/NPLF

## ORDERING Information:

| PART NUMBER | AWG | CONDUCTOR | CONDUCTOR TYPE | PACKAGING |
|---|---|---|---|---|
| **UNSHIELDED** | | | | |
| 18 AWG | | | | |
| ADC6802WB | 18 | 2 | 7 Strand | 500 Ft. Reels and Boxes<br>1000 Ft. Reels and Boxes |
| 16 AWG | | | | |
| ADC6602WB | 16 | 2 | 7 Strand | 500 Ft. Reels and Boxes<br>1000 Ft. Reels and Boxes |
| 14 AWG | | | | |
| ADC6402WB | 14 | 2 | 7 Strand | 500 Ft. Reels and Boxes<br>1000 Ft. Reels and Boxes |
| 12 AWG | | | | |
| ADC6202WB | 12 | 2 | 7 Strand | 500 Ft. Reels and Boxes<br>1000 Ft. Reels and Boxes |
| **SHIELDED** | | | | |
| 18 AWG | | | | |
| ADC6802SDWB | 18 | 2 | 7 Strand | 500 Ft. Reels and Boxes<br>1000 Ft. Reels and Boxes |
| 16 AWG | | | | |
| ADC6602SDWB | 16 | 2 | 7 Strand | 500 Ft. Reels and Boxes<br>1000 Ft. Reels and Boxes |
| 14 AWG | | | | |
| ADC6402SDWB | 14 | 2 | 7 Strand | 500 Ft. Reels and Boxes<br>1000 Ft. Reels and Boxes |
| 12 AWG | | | | |
| ADC6202SDWB | 12 | 2 | 7 Strand | 500 Ft. Reels and Boxes<br>1000 Ft. Reels and Boxes |

| CONDUCTOR | COLOUR |
|---|---|
| 1 | BL |
| 2 | R |

# TEMPERATURE CONTROL CABLES - CMP, CL2P, CL3P

## FEATURES:

- Stranded tinned or bare copper conductors, foamed FEP or low smoke PVC insulation twisted with overall plenum jacket
- For use in Temperature Control and Building Automation
- 300v Voltage Rating
- Temperature rating: -5°C to 75°C
- 24 AWG drain wire

## STANDARDS:

- Compliance to cULus, c(ETL)us, and RoHS
- NEC Article CMP-800, CL2P/CL3P-725

## ORDERING Information:

| PART NUMBER | AWG | CONDUCTOR | SHIELD | JACKET COLOUR | STRAND | PACKAGING |
|---|---|---|---|---|---|---|
| TRANE® | | | | | | |
| ADCTR-71802SD | 18 | 2 | YES | PURPLE | 19 | 500 Ft. Reels, Boxes or RIBS<br>1000 Ft. Reels, Boxes or RIBS |
| ADCTR-7221PBE | 22 | 2 | NO | BLUE | 7 | |
| SIEMENS® | | | | | | |
| ADCSM-71241POR | 24 | 2 | YES | ORANGE | 7 | 500 Ft. Reels, Boxes or RIBS<br>1000 Ft. Reels, Boxes or RIBS |
| ADCSM-71241POBE | 24 | 2 | YES | ORANGE/ BLUE | 7 | |
| ADCSM-712415POR | 24<br>24 | 2<br>1 | YES | ORANGE | 7 | |
| ADCTC-912002BE | 20 | 2 | NO | BLUE | 7 | |
| ADCTC-912003BE | 20 | 3 | NO | BLUE | 7 | |
| ADCTC-9114022DB | 14 | 2 | NO | NAVY BLUE | 19 | |
| ALERTON® | | | | | | |
| ADCAT-71241PRP | 24 | 2 | YES | RASPBERRY | 7 | 500 Ft. Reels, Boxes or RIBS<br>1000 Ft. Reels, Boxes or RIBS |
| AUTOMATED LOGIC® | | | | | | |
| ADCAL-71221PNG | 22 | 2 | YES | NEON GREEN | 7 | 500 Ft. Reels, Boxes or RIBS<br>1000 Ft. Reels, Boxes or RIBS |
| ADCAL-71221PDG | 22 | 2 | YES | DARK GREEN | 7 | |
| DELTA CONTROLS® | | | | | | |
| ADC-DT-71241POR | 24 | 2 | YES | ORANGE | 7 | 500 Ft. Reels, Boxes or RIBS<br>1000 Ft. Reels, Boxes or RIBS |
| JOHNSON CONTROLS™ | | | | | | |
| ADCTC-912203DBE | 22 | 3 | YES | BLUE | 7 | 500 Ft. Reels, Boxes or RIBS<br>1000 Ft. Reels, Boxes or RIBS |
| ADCTC-91222SDA | 22 | 2P | YES | BROWN | 7 | |
| ADCTC-911803SDBE | 18 | 3 | YES | NEON BLUE | 7 | |
| LOW WORKS™ | | | | | | |
| ADCLW-7221PBE | 22 | 2 | NO | BLUE | 7 | 500 Ft. Reels, Boxes or RIBS<br>1000 Ft. Reels, Boxes or RIBS |
| ADCLW-7221PSBE | 22 | 2 | YES | BLUE | 7 | |
| BACNET® | | | | | | |
| ADCBN-71221POR | 22 | 2 | YES | ORANGE | 7 | 500 Ft. Reels, Boxes or RIBS<br>1000 Ft. Reels, Boxes or RIBS |
| ADCBN-71241POR | 24 | 2 | YES | ORANGE | 7 | |

| CONDUCTOR | COLOUR |
|---|---|
| 1 | BL |
| 2 | W |

22/2P is (Black, White (Brown, Red)

3C is (Black, Blue, White)

BACNET® is (White, Blue, Stripped Blue)

# HOME AUTOMATION CABLES - CM/CATV

FEATURES:
- RG6 Quad cabled together with CAT5E finished with an overall PVC jacket
- For use in home automation and High Speed Network Communications
- 300v Voltage Rating
- Temperature rating: 75°C



STANDARDS:
- Compliance to cULus, c(ETL)us, and RoHS
- NEC Article CM 800, CATV-820 Compliant

| PART NUMBER | NOMINAL O.D | COMPONENTS |
|---|---|---|
| ADC9925 | .687 | Two RG6 Quad Shield Coaxial Cables<br>Two CAT5E UTP Cables |
| ADC9924 | .540 | One RG6 Quad Shield Coaxial Cable<br>One CAT5E UTP Cable |
| ADC9923 | .657 | Two RG6 Quad Shield Coaxial Cables<br>One CAT5E UTP Cables |

ORDERING Information:

| PART NUMBER | SHIELD | AWG | CAT 5 COND. (STRAND) | PACKAGING |
|---|---|---|---|---|
| **COAXICLE CABLE COMPONENT INFORMATION** | | | | |
| ADC4-4061QS | Foil + 60% AL<br>Foil + 40% AL | 18<br>BCCS | 24/4 SOL | 500 Ft. Reels<br>1000 Ft. Reels |

# TRAY CABLES - PLTC PAIRS WITH OVERALL SHIELD

## FEATURES:

- Type PLTC multi-pair cables have PVC insulation, overall aluminum/ shield with an overall sunlight resistant PVC jacket.
- Class 1 Division 2 Industrial Hazardous Locations. For use in cable tray, raceway and conduit.
- For use in Audio, Intercom, Control, Energy Management, and Alarm Circuits applications.
- For use where sunlight resistance is required.
- 300v Voltage Rating
- Temperature rating: -25°C to 105°C
- 20-16 AWG



## CONDUCTOR DATA:

| SIZE AWG | STRANDING | PVC INSULATION THICKNESS (MILS) | APROX. O.D. (INCHES) |
|---|---|---|---|
| 20 | 7 | 15 | .068 |
| 18 | 7 | 15 | .076 |
| 16 | 7 | 15 | .087 |

## CABLE DATA:

| NO. OF PAIRS | PART NUMBER | OA JACKET. THICKNESS (MILS) | APPR. O.D. (IN) |
|---|---|---|---|
| 20 AWG | | | |
| 1 | ADC12001POS | 35 | .210 |
| 2 | ADC12002POS | 35 | .253 |
| 4 | ADC12004POS | 50 | .422 |
| 8 | ADC12008POS | 50 | .530 |
| 12 | ADC12012POS | 60 | .640 |
| 16 | ADC12016POS | 60 | .732 |
| 18 AWG | | | |
| 1 | ADC18001POS | 35 | .225 |
| 2 | ADC18002POS | 40 | .349 |
| 4 | ADC18004POS | 50 | .460 |
| 8 | ADC18008POS | 50 | .575 |
| 12 | ADC18012POS | 60 | .710 |
| 16 | ADC18016POS | 60 | .810 |
| 16 AWG | | | |
| 1 | ADC16001POS | 35 | .250 |
| 2 | ADC16002POS | 40 | .313 |
| 4 | ADC16004POS | 50 | .509 |
| 8 | ADC16008POS | 60 | .680 |
| 12 | ADC16012POS | 60 | .716 |
| 16 | ADC16016POS | 70 | .922 |

## STANDARDS:

- UL Listed as PLTC/ITC per UL Standard 13 and 2250
- OSHA Acceptable
- NEC Article 725
- CSA FTA
- IEEE1202 70,000 BTU Flame Tested
- ASTM - All Acceptable Standards

## COLOURS:

Method 1 - Black and White (white conductor in each pair printed alphanumerically for easy identification)

# TRAY CABLES - PLTC SHIELDED PAIRS WITH OVERALL SHIELD

## FEATURES:

- Type PLTC/ITC-ER shielded pairs with an overall shield have PVC insulation with an overall sunlight resistant PVC jacket.
- Class 1 Division 2 Industrial Hazardous Locations. For use in cable tray, raceway and conduit.
- For use in Audio, Intercom, Control, Energy Management, and Alarm Circuits applications.
- For use where sunlight resistance is required.
- 300v Voltage Rating
- Temperature rating: -25°C to 105°C
- 20-16 AWG

## CONDUCTOR DATA:

| SIZE AWG | STRANDING | PVC INSULATION THICKNESS (MILS) | APROX. O.D. (INCHES) |
|---|---|---|---|
| 20 | 7 | 15 | .068 |
| 18 | 7 | 15 | .076 |
| 16 | 7 | 15 | .087 |

## CABLE DATA:

| NO. OF PAIRS | PART NUMBER | OA JACKET. THICKNESS (MILS) | APPR. O.D. (IN) |
|---|---|---|---|
| 20 AWG | | | |
| 2 | ADC12002SPOS | 35 | .253 |
| 4 | ADC12004SPOS | 50 | .422 |
| 8 | ADC12008SPOS | 50 | .532 |
| 12 | ADC12012SPOS | 60 | .648 |
| 16 | ADC12016SPOS | 60 | .732 |
| 18 AWG | | | |
| 2 | ADC18002SPOS | 40 | .362 |
| 4 | ADC18004SPOS | 50 | .465 |
| 8 | ADC18008SPOS | 50 | .590 |
| 12 | ADC18012SPOS | 60 | .718 |
| 16 | ADC18016SPOS | 60 | .810 |
| 16 AWG | | | |
| 2 | ADC16002SPOS | 35 | .305 |
| 4 | ADC16004SPOS | 50 | .515 |
| 8 | ADC16008SPOS | 60 | .680 |
| 12 | ADC16012SPOS | 60 | .800 |
| 16 | ADC16016SPOS | 70 | .922 |

## STANDARDS:

- UL Listed as PLTC/ITC per UL Standard 13 and 2250
- Direct Burial
- OSHA Acceptable
- NEC Article 725
- CSA FTA
- IEEE1202 70,000 BTU Flame Tested
- ASTM - All Acceptable Standards
- ICEA S-73-532

## COLOURS:

Method 1 - Black and White (white conductor in each pair printed alphanumerically for easy identification)

# TRAY CABLES - PLTC TRIADS WITH OVERALL SHIELD

## FEATURES:

- Type PLTC triad cables have PVC insulation, individually shielded triads with overall aluminum shield and an overall PVC jacket.
- Class 1 Division 2 Industrial Hazardous Locations. For use in cable tray, raceway and conduit
- For use in Audio, Intercom, Control, Energy Management, and Alarm Circuits applications.
- For use where sunlight resistance is required.
- 300v Voltage Rating
- Temperature rating: -25°C to 105°C
- 20-16 AWG

## CONDUCTOR DATA:

| SIZE AWG | STRANDING | PVC INSULATION THICKNESS (MILS) | APROX. O.D. (INCHES) |
|---|---|---|---|
| 20 | 7 | 15 | .068 |
| 18 | 7 | 15 | .076 |
| 16 | 7 | 15 | .087 |

## CABLE DATA:

| NO. OF PAIRS | PART NUMBER | OA JACKET. THICKNESS (MILS) | APPR. O.D. (IN) |
|---|---|---|---|
| 20 AWG | | | |
| 1 | ADC12001TOS | 35 | .221 |
| 2 | ADC12002TOS | 40 | .360 |
| 4 | ADC12004TOS | 50 | .445 |
| 8 | ADC12008TOS | 50 | .560 |
| 12 | ADC12012TOS | 60 | .685 |
| 18 AWG | | | |
| 1 | ADC18001TOS | 35 | .238 |
| 2 | ADC18002TOS | 50 | .420 |
| 4 | ADC18004TOS | 50 | .490 |
| 8 | ADC18008TOS | 60 | .642 |
| 12 | ADC18012TOS | 60 | .759 |
| 16 AWG | | | |
| 1 | ADC16001TOS | 35 | .261 |
| 2 | ADC16002TOS | 50 | .463 |
| 4 | ADC16004TOS | 50 | .540 |
| 8 | ADC16008TOS | 60 | .715 |
| 12 | ADC16012TOS | 60 | .842 |

## STANDARDS:

- UL Listed as PLTC/ITC per UL Standard 13 and 2250
- Direct Burial
- OSHA Acceptable
- NEC Article 725
- CSA FTA
- IEEE1202 70,000 BTU Flame Tested
- ASTM - All Acceptable Standards

## COLOURS:

Method 1 - Black, White and Red (white conductor in each pair printed alphanumerically for easy identification)

# TRAY CABLES - PLTC SHIELDED TRIADS WITH OVERALL SHIELD

## FEATURES:

- Type PLTC triad cables have PVC insulation, individually shielded triads with overall aluminum shield and an overall PVC jacket.
- Class 1 Division 2 Industrial Hazardous Locations. For use in cable tray, raceway and conduit.
- For use in Audio, Intercom, Control, Energy Management, and Alarm Circuits applications.
- For use where sunlight resistance is required.
- 300v Voltage Rating
- Temperature rating: -25°C to 105°C
- 20-16 AWG



## CONDUCTOR DATA:

| SIZE AWG | STRANDING | PVC INSULATION THICKNESS (MILS) | APROX. O.D. (INCHES) |
|---|---|---|---|
| 20 | 7 | 15 | .068 |
| 18 | 7 | 15 | .076 |
| 16 | 7 | 15 | .087 |

## CABLE DATA:

| NO. OF PAIRS | PART NUMBER | OA JACKET. THICKNESS (MILS) | APPR. O.D. (IN) |
|---|---|---|---|
| 20 AWG | | | |
| 2 | ADC12002STOS | 40 | .372 |
| 4 | ADC12004STOS | 50 | .449 |
| 8 | ADC12008STOS | 50 | .567 |
| 12 | ADC12012STOS | 60 | .690 |
| 18 AWG | | | |
| 2 | ADC18002STOS | 50 | .422 |
| 4 | ADC18004STOS | 50 | .486 |
| 8 | ADC18008STOS | 60 | .642 |
| 12 | ADC18012STOS | 60 | .758 |
| 16 AWG | | | |
| 2 | ADC16002STOS | 50 | .472 |
| 4 | ADC16004STOS | 50 | .559 |
| 8 | ADC16008STOS | 60 | .719 |
| 12 | ADC16012STOS | 60 | .840 |

## STANDARDS:

- UL Listed as PLTC/ITC per UL Standard 13 and 2250
- Direct Burial
- OSHA Acceptable
- NEC Article 725
- CSA FTA
- IEEE1202 70,000 BTU Flame Tested
- ASTM - All Acceptable Standards

## COLOURS:

Method 1 - Black and White (white conductor in each pair printed alphanumerically for easy identification)

# TRAY CABLES - THHN/PVC PAIRS WITH OVERALL SHIELD

## FEATURES:

- TC-ER type pairs with an overall shield have a PVC/ Nylon insulation with an overall gas and oil resistant PVC jacket.
- Suitable for use in Class 1 or 2, Division 2 hazardous locations and for installation in trays, wireways, troughs, channels, ducts and conduit. Expressly approved for direct burial, wet or dry locations and outdoors in cable trays where sunlight resistant rating is required.
- For use in Control, Power Lighting, Telemetering Signals Relay and Traffic Control applications.
- 600v Voltage Rating
- Temperature rating: -40°C to 90°C Dry/Wet
- 18-16 AWG



## CONDUCTOR DATA:

| SIZE AWG | STRANDING | PVC INSULATION THICKNESS (MILS) | APROX. O.D. (INCHES) |
|---|---|---|---|
| 18 | 7 | 15 | .088 |
| 16 | 7 | 15 | .097 |

## CABLE DATA:

| NO. OF PAIRS | PART NUMBER | OA JACKET. THICKNESS (MILS) | APPR. O.D. (IN) |
|---|---|---|---|
| 18 AWG | | | |
| 1 | ADC6801POS | 45 | .265 |
| 2 | ADC6802POS | 45 | .310 |
| 3 | ADC6803POS | 45 | .407 |
| 4 | ADC6804POS | 45 | .488 |
| 6 | ADC6806POS | 60 | .550 |
| 8 | ADC6808POS | 60 | .651 |
| 12 | ADC6812POS | 60 | .770 |
| 18 | ADC6816POS | 80 | .914 |
| 16 AWG | | | |
| 1 | ADC6601POS | 45 | .290 |
| 2 | ADC6602POS | 45 | .330 |
| 3 | ADC6603POS | 45 | .360 |
| 4 | ADC6604POS | 60 | .573 |
| 6 | ADC6606POS | 60 | .610 |
| 8 | ADC6608POS | 60 | .730 |
| 12 | ADC6612POS | 80 | .910 |
| 16 | ADC6616POS | 80 | 1.020 |

## STANDARDS:

- UL Listed as TC-ER-JP per UL Standard 1277*
- OSHA Acceptable
- NEC Articles 392 & 336
- CSA FT4
- IEEE 1202 70,000 BTU Flame Test
- ASTM - All Acceptable Standards

*UL 1277 requires a ground or three conductors to be ER

## COLOURS:

Method 1 - Black, and White (white conductor in each pair printed alphanumerically for easy identification)

# TRAY CABLES - THHN/PVC SHIELDED PAIRS WITH OVERALL SHIELD

## FEATURES:

- Type TC-ER shielded pairs with an overall shield have a PVC/Nylon insulation with an overall gas and oil resistant PVC jacket.
- Suitable for use in Class 1 or 2, Division 2 hazardous locations and for installation in trays, wireways, troughs, channels, ducts and conduit. Expressly approved for direct burial, wet or dry locations and outdoors in cable trays where sunlight resistant rating is required
- For use in Audio, Intercom, Control, Energy Management, and Alarm Circuits applications.
- 600v Voltage Rating
- Temperature rating: -40°C to 90°C Dry/Wet
- 18 - 16 AWG



## CONDUCTOR DATA:

| SIZE AWG | STRANDING | PVC INSULATION THICKNESS (MILS) | APROX. O.D. (INCHES) |
|---|---|---|---|
| 18 | 7 | 15 | .086 |
| 16 | 7 | 15 | .097 |

## CABLE DATA:

| NO. OF PAIRS | PART NUMBER | OA JACKET. THICKNESS (MILS) | APPR. O.D. (IN) |
|---|---|---|---|
| 18 AWG | | | |
| 2 | ADC6802SPOS | 45 | .305 |
| 3 | ADC6803SPOS | 45 | .453 |
| 4 | ADC6804SPOS | 45 | .497 |
| 6 | ADC6806SPOS | 60 | .561 |
| 8 | ADC6808SPOS | 60 | .666 |
| 12 | ADC6812SPOS | 60 | .790 |
| 16 | ADC6816SPOS | 80 | .929 |
| 16 AWG | | | |
| 2 | ADC6602SPOS | 45 | .345 |
| 3 | ADC6603SPOS | 45 | .367 |
| 4 | ADC6604SPOS | 60 | .580 |
| 6 | ADC6606SPOS | 60 | .620 |
| 8 | ADC6608SPOS | 60 | .740 |
| 12 | ADC6612SPOS | 80 | .916 |
| 16 | ADC6616SPOS | 80 | 1.034 |

## STANDARDS:

- UL Listed as TC-ER-JP per UL Standard 1277
- OSHA Acceptable
- NEC Articles 392 & 336
- CSA FT4
- IEEE1202 70,000 BTU Flame Tested
- ASTM - All Acceptable Standards

## COLOURS:

Method 1 - Black and White (white conductor in each pair printed alphanumerically for easy identification)

# TRAY CABLES - THHN/PVC SHIELDED TRIADS WITH OVERALL SHIELD

## FEATURES:

- TC-ER shielded pairs with an overall shield have a PVC/Nylon insulation with an overall gas and oil resistant PVC jacket.
- Suitable for use in Class 1 or 2, Division 2 hazardous locations and for installation in trays, wireways, troughs, channels, ducts and conduit. Expressly approved for direct burial, wet or dry locations and outdoors in cable trays where sunlight resistant rating is required.
- For use in Audio, Intercom Control, Energy Management and Alarm Circuits applications.
- 600v Voltage Rating
- Temperature rating: -39°C to 90°C Dry/Wet
- 18-16 AWG



## CONDUCTOR DATA:

| SIZE AWG | STRANDING | PVC INSULATION THICKNESS (MILS) | APROX. O.D. (INCHES) |
|---|---|---|---|
| 18 | 7 | 15 | .086 |
| 16 | 7 | 15 | .098 |

## CABLE DATA:

| NO. OF TRIADS | PART NUMBER | OA JACKET. THICKNESS (MILS) | APPR. O.D. (IN) |
|---|---|---|---|
| 18 AWG | | | |
| 1 | ADC6801TOS | 45 | .279 |
| 4 | ADC6804STOS | 60 | .557 |
| 8 | ADC6808STOS | 60 | .707 |
| 12 | ADC6812STOS | 80 | .862 |
| 16 AWG | | | |
| 1 | ADC6601TOS | 45 | .307 |
| 4 | ADC6604STOS | 60 | .623 |
| 8 | ADC6608STOS | 60 | .795 |
| 12 | ADC6612STOS | 80 | .984 |

## STANDARDS:

- UL Listed as TC-ER-JP per UL Standard 1277
- OSHA Acceptable
- NEC Articles 392 & 336
- CSA FT4
- IEEE1202 70,000 BTU Flame Tested
- ASTM - All Acceptable Standards

## COLOURS:

Method 1 - Black, White and Red (white conductor in each pair printed alphanumerically for easy identification)

# TRAY CABLES - THHN/PVC UNSHIELDED 18-10 AWG

## FEATURES:

- Type TC-ER multi-conductor cables have a PVC/ Nylon insulation with an overall gas and oil resistant PVC jacket.
- Suitable for use in Class 1 or 2, Division 2 hazardous locations and for installation in trays, wireways, troughs, channels, ducts and conduit. Expressly approved for direct burial, wet or dry locations and outdoors in cable trays where sunlight resistant rating is required.
- For use in Control, Power Lighting, Telemetering, Signals, Relay and Traffic Control applications.
- 600v Voltage Rating
- Temperature rating: -40°C to 90°C Dry/Wet
- 18-10 AWG



## CONDUCTOR DATA:

| SIZE AWG | STRANDING | PVC INSULATION THICKNESS (MILS) | APROX. O.D. (INCHES) |
|---|---|---|---|
| 18 | 7 | 15 | .086 |
| 16 | 7 | 15 | .097 |
| 14 | 7 | 15 | .111 |
| 12 | 7 | 15 | .132 |
| 10 | 7 | 20 | .166 |

## CABLE DATA:

| NO. OF PAIRS | PART NUMBER | OA JACKET. THICKNESS (MILS) | APPR. O.D. (IN) |
|---|---|---|---|
| 18 AWG | | | |
| 2 FLAT | ADC6802F | 45 | .176x .262 |
| 2 ROUND | ADC6802 | 45 | .266 |
| 3 | ADC6803 | 45 | .279 |
| 4 | ADC6804 | 45 | .301 |
| 5 | ADC6805 | 45 | .322 |
| 6 | ADC6806 | 45 | .348 |
| 7 | ADC6807 | 45 | .348 |
| 8 | ADC6808 | 45 | .375 |
| 9 | ADC6809 | 45 | .405 |
| 10 | ADC6810 | 45 | .435 |
| 12 | ADC6812 | 45 | .451 |
| 15 | ADC6815 | 45 | .498 |
| 19 | ADC6819 | 60 | .554 |
| 25 | ADC6825 | 60 | .640 |

## STANDARDS:

- UL Listed as TC-ER-JP per UL Standard 1277*
- OSHA Acceptable
- NEC Articles 392 & 336
- CSA FT4
- IEEE 1202 70,000 BTU Flame Test
- ASTM - All Acceptable Standards

*UL 1277 requires a ground or three conductors to be ER

## COLOURS:

ICEA Method 1, Table E-2 Standard. ICEA Method 1 Tables E-1, E-3 & Method 4.

# TRAY CABLES - THHN/PVC UNSHIELDED 18-10 AWG

CABLE DATA continued:

| NO. OF CORDS | PART NUMBER | OA JACKET. THICKNESS (MILS) | APPR. O.D. (IN) | PART NUMBER | OA JACKET. THICKNESS (MILS) | APPR. O.D. (IN) |
|---|---|---|---|---|---|---|
| 16 AWG | | | | 14 AWG | | |
| 2 FLAT | ADC6602F | 45 | .188x .286 | ADC-6402F | 45 | .203x .316 |
| 2 ROUND | ADC6602 | 45 | .290 | ADC-6402 | 45 | .320 |
| 3 | ADC6603 | 45 | .305 | ADC-6403 | 45 | .337 |
| 4 | ADC6604 | 45 | .330 | ADC-6404 | 45 | .366 |
| 5 | ADC6605 | 45 | .359 | ADC-6405 | 45 | .399 |
| 6 | ADC6606 | 45 | .388 | ADC-6406 | 45 | .433 |
| 7 | ADC6607 | 45 | .388 | ADC-6407 | 45 | .433 |
| 8 | ADC6608 | 45 | .418 | ADC-6408 | 45 | .468 |
| 9 | ADC6609 | 45 | .449 | ADC-6409 | 45 | .503 |
| 10 | ADC6610 | 45 | .486 | ADC-6410 | 60 | .576 |
| 12 | ADC6612 | 45 | .501 | ADC-6412 | 60 | .593 |
| 15 | ADC6615 | 60 | .585 | ADC-6415 | 60 | .655 |
| 19 | ADC6619 | 60 | .614 | ADC-6419 | 60 | .689 |
| 25 | ADC6625 | 60 | .712 | ADC-6425 | 60 | .802 |

| NO. OF CORDS | PART NUMBER | OA JACKET. THICKNESS (MILS) | APPR. O.D. (IN) | PART NUMBER | OA JACKET. THICKNESS (MILS) | APPR. O.D. (IN) |
|---|---|---|---|---|---|---|
| 12 AWG | | | | 10 AWG | | |
| 2 FLAT | ADC6202F | 45 | .222x .360 | ADC-6102F | 45 | .257x .424 |
| 2 ROUND | ADC6202 | 45 | .358 | ADC-6102 | 45 | .428 |
| 3 | ADC6203 | 45 | .378 | ADC-6103 | 45 | .453 |
| 4 | ADC6204 | 45 | .412 | ADC-6104 | 45 | .496 |
| 5 | ADC6205 | 45 | .450 | ADC-6105 | 60 | .575 |
| 6 | ADC6206 | 45 | .490 | ADC-6106 | 60 | .625 |
| 7 | ADC6207 | 45 | .490 | ADC-6107 | 60 | .625 |
| 8 | ADC6208 | 60 | .561 | ADC-6108 | 60 | .697 |
| 9 | ADC6209 | 60 | .602 | ADC-6109 | 60 | .727 |
| 10 | ADC6210 | 60 | .652 | ADC-6110 | 60 | .792 |
| 12 | ADC6212 | 60 | .672 | ADC-6112 | 60 | .817 |
| 15 | ADC6215 | 60 | .744 | ADC-6115 | 80 | .949 |
| 19 | ADC6219 | 60 | .784 | ADC-6119 | 80 | .999 |
| 25 | ADC6225 | 80 | .956 | ADC-6120 | 80 | 1.051 |

# TRAY CABLES - THHN/PVC SHIELDED 18-10 AWG

## FEATURES:

- Type TC-ER shielded multi-conductor cables have a PVC/Nylon insulation, aluminum shield and drain wire with an overall gas and oil resistant PVC jacket.
- Appropriate for use where shielding from electro-static interference is required in power, control and lighting circuits in a broad range of commercial and industrial applications. Suitable for use in Class 1 or 2, Division 2 hazardous locations and for installation in trays, wireways, troughs, channels, ducts and conduit. Expressly approved for direct burial, wet or dry locations and outdoors in cable trays where sunlight resistant rating is required.
- For use in Control, Power Lighting, Telemetering, Signals, Relay and Traffic Control applications.
- 600v Voltage Rating
- Temperature rating: -40°C to 90°C Dry/Wet
- 18-10 AWG



## CONDUCTOR DATA:

| SIZE AWG | STRANDING | PVC INSULATION THICKNESS (MILS) | APROX. O.D. (INCHES) |
|---|---|---|---|
| 18 | 7 | 15 | .086 |
| 16 | 7 | 15 | .098 |
| 14 | 7 | 15 | .113 |
| 12 | 7 | 15 | .132 |
| 10 | 7 | 20 | .167 |

## CABLE DATA:

| NO. OF PAIRS | PART NUMBER | OA JACKET. THICKNESS (MILS) | APPR. O.D. (IN) |
|---|---|---|---|
| 18 AWG | | | |
| 2 | ADC6802SD | 45 | .266 |
| 3 | ADC68003SD | 45 | .279 |
| 4 | ADC6804SD | 45 | .301 |
| 5 | ADC6805SD | 45 | .322 |
| 6 | ADC6806SD | 45 | .348 |
| 7 | ADC6807SD | 45 | .348 |
| 8 | ADC6808SD | 45 | .375 |
| 9 | ADC6809SD | 45 | .405 |
| 10 | ADC6810SD | 45 | .435 |
| 12 | ADC6812SD | 45 | .451 |
| 15 | ADC6815SD | 60 | .498 |
| 19 | ADC6819SD | 60 | .554 |
| 25 | ADC6825SD | 60 | .640 |

## STANDARDS:

- UL Listed as TC-ER-JP per UL Standard 1277*
- OSHA Acceptable
- NEC Articles 392 & 336
- CSA FT4
- IEEE 1202 70,000 BTU Flame Test
- ASTM - All Acceptable Standards

*UL 1277 requires a ground or three conductors to be ER

## COLOURS:

ICEA Method 1, Table E-2 Standard.
ICEA Method 1 Tables E-1, E-3 & Method 4.

# TRAY CABLES - THHN/PVC SHIELDED 18-10 AWG

CABLE DATA continued:

| NO. OF CORDS | PART NUMBER | OA JACKET. THICKNESS (MILS) | APPR. O.D. (IN) | PART NUMBER | OA JACKET. THICKNESS (MILS) | APPR. O.D. (IN) |
|---|---|---|---|---|---|---|
| 16 AWG | | | | 14 AWG | | |
| 2 | ADC6602SD | 45 | .290 | ADC6402SD | 45 | .320 |
| 3 | ADC6603SD | 45 | .305 | ADC6403SD | 45 | .337 |
| 4 | ADC6604SD | 45 | .330 | ADC6404SD | 45 | .366 |
| 5 | ADC6605SD | 45 | .359 | ADC6405SD | 45 | .399 |
| 6 | ADC6606SD | 45 | .388 | ADC6406SD | 45 | .433 |
| 7 | ADC6607SD | 45 | .388 | ADC6407SD | 45 | .433 |
| 8 | ADC6608SD | 45 | .418 | ADC6408SD | 60 | .468 |
| 9 | ADC6609SD | 45 | .449 | ADC6409SD | 60 | .503 |
| 10 | ADC6610SD | 45 | .486 | ADC6410SD | 60 | .576 |
| 12 | ADC6612SD | 45 | .501 | ADC6412SD | 60 | .593 |
| 15 | ADC6615SD | 45 | .585 | ADC6415SD | 60 | .655 |
| 19 | ADC6619SD | 60 | .614 | ADC6419SD | 60 | .689 |
| 25 | ADC6825SD | 60 | .712 | ADC6425SD | 60 | .802 |

| NO. OF CORDS | PART NUMBER | OA JACKET. THICKNESS (MILS) | APPR. O.D. (IN) | PART NUMBER | OA JACKET. THICKNESS (MILS) | APPR. O.D. (IN) |
|---|---|---|---|---|---|---|
| 12 AWG | | | | 10 AWG | | |
| 2 | ADC6202SD | 45 | .358 | ADC6102SD | 45 | .428 |
| 3 | ADC6203SD | 45 | .378 | ADC6103SD | 45 | .453 |
| 4 | ADC6204SD | 45 | .412 | ADC6104SD | 45 | .496 |
| 5 | ADC6205SD | 45 | .450 | ADC6105SD | 60 | .575 |
| 6 | ADC6206SD | 60 | .490 | ADC6106SD | 60 | .625 |
| 7 | ADC6207SD | 60 | .490 | ADC6107SD | 60 | .625 |
| 8 | ADC6208SD | 60 | .561 | ADC6108SD | 60 | .677 |
| 9 | ADC6209SD | 60 | .602 | ADC6109SD | 60 | .727 |
| 10 | ADC6210SD | 60 | .652 | ADC6110SD | 80 | .792 |
| 12 | ADC6212SD | 60 | .672 | ADC6112SD | 80 | .817 |
| 15 | ADC6215SD | 60 | .744 | ADC6115SD | 80 | .949 |
| 19 | ADC6219SD | 80 | .784 | ADC6119SD | 80 | .999 |
| 25 | ADC6225SD | 80 | .956 | ADC6125SD | 80 | 1.051 |

# TRAY CABLES - THHN/PVC 8-500 MCM

## FEATURES:

- Type TC-ER cables constructed in two, three or four conductors have a PVC/Nylon insulation with an overall gas and oil resistant PVC jacket.
- Suitable for use in Class 1 or 2, Division 2 hazardous locations and for installation in trays, wireways, troughs, channels, ducts and conduit. Expressly approved for direct burial, wet or dry locations and outdoors in cable trays where sunlight resistant rating is required. Intended to supply power motors or for connection to other power devices.
- For use in Power Motors and Power Devices applications.
- 600v Voltage Rating
- Temperature rating: -40°C to 90°C Dry/Wet
- 8 AWG - 500 MCM



## CABLE DATA:

| PART NUMBER | NO. OF CONDUCTORS | GROUND SIZE AWG | OA JACKET. THICKNESS (MILS) | APPR. O.D. (IN) |
|---|---|---|---|---|
| 8 AWG | | | | |
| ADC-60803 | 3 | - | 60 | .588 |
| ADC-60803B | 3 | 10 | 60 | .588 |
| ADC-60804 | 4 | - | 60 | .642 |
| ADC-60804B | 4 | 10 | 60 | .642 |
| 6 AWG | | | | |
| ADC-60603 | 3 | - | 60 | .669 |
| ADC-60603B | 3 | 8 | 60 | .669 |
| ADC-60604 | 4 | - | 60 | .729 |
| ADC-60604B | 4 | 8 | 60 | .729 |
| 4 AWG | | | | |
| ADC-60403 | 3 | - | 80 | .862 |
| ADC-60403B | 3 | 8 | 80 | .862 |
| ADC-60404 | 4 | - | 80 | .939 |
| ADC-60404B | 4 | 8 | 80 | .939 |
| 2 AWG | | | | |
| ADC-60203 | 3 | - | 80 | .990 |
| ADC-60203B | 3 | 6 | 80 | .990 |
| ADC-60204 | 4 | - | 80 | 1.081 |
| ADC-60204B | 4 | 6 | 80 | 1.081 |
| 1 AWG | | | | |
| ADC-60103 | 3 | - | 80 | 1.125 |
| ADC-60103B | 3 | 6 | 80 | 1.125 |
| ADC-60104 | 4 | - | 80 | 1.231 |
| ADC-60104B | 4 | 6 | 80 | 1.231 |

## STANDARDS:

- UL Listed as TC-ER-JP per UL Standard 1277*
- OSHA Acceptable
- NEC Articles 392 & 336
- CSA FT4
- IEEE 1202 70,000 BTU Flame Test
- ASTM - All Acceptable Standards

*UL 1277 requires a ground or three conductors to be ER

## COLOURS:

ICEA Method 1, Table E-2 Standard.
ICEA Method 1 Tables E-1, E-3 & Method 4.

# TRAY CABLES - THHN/PVC 8-500 MCM

CABLE DATA continued:

| PART NUMBER | NO. OF CNDCTRS | GROUND SIZE AWG | OA JACKET. THICKNESS (MILS) | APPR. O.D. (IN) |
|---|---|---|---|---|
| 1/0 AWG | | | | |
| ADC601003 | 3 | - | 80 | 1.196 |
| ADC601003B | 3 | 6 | 80 | 1.196 |
| ADC601004 | 4 | - | 80 | 1.310 |
| ADC601004B | 4 | 6 | 80 | 1.310 |
| 2/0 AWG | | | | |
| ADC602003 | 3 | - | 80 | 1.291 |
| ADC602003B | 3 | 6 | 80 | 1.291 |
| ADC602004 | 4 | - | 80 | 1.416 |
| ADC602004B | 4 | 6 | 80 | 1.416 |
| 3/0 AWG | | | | |
| ADC603003 | 3 | - | 80 | 1.399 |
| ADC603003B | 3 | 4 | 80 | 1.399 |
| ADC603004 | 4 | - | 80 | 1.536 |
| ADC603004B | 4 | 4 | 80 | 1.536 |
| 4/0 AWG | | | | |
| ADC604003 | 3 | - | 80 | 1.520 |
| ADC604003B | 3 | 4 | 80 | 1.520 |
| ADC604004 | 4 | - | 110 | 1.730 |
| ADC604004B | 4 | 4 | 110 | 1.730 |
| 250 MCM | | | | |
| ADC6025003 | 3 | - | | 1.727 |
| ADC6025003B | 3 | 4 | | 1.727 |
| ADC6025004 | 4 | - | 110 | 1.894 |
| ADC6025004B | 4 | 4 | | 1.894 |
| 300 MCM | | | | |
| ADC6030003 | 3 | - | | 1.950 |
| ADC6030003B | 3 | 3 | | 1.950 |
| ADC6030004 | 4 | - | 110 | 2.006 |
| ADC6030004B | 4 | 3 | | 2.006 |

CABLE DATA continued:

| PART NUMBER | NO. OF CNDCTRS | GROUND SIZE AWG | OA JACKET. THICKNESS (MILS) | APPR. O.D. (IN) |
|---|---|---|---|---|
| 350 MCM | | | | |
| ADC6035003 | 3 | - | | 1.950 |
| ADC6035003B | 3 | 3 | | 1.950 |
| ADC6035004 | 4 | - | 110 | 2.141 |
| ADC6035004B | 4 | 3 | | 2.141 |
| 400 MCM | | | | |
| ADC6040003 | 3 | - | | 2.047 |
| ADC6040003B | 3 | 3 | | 2.047 |
| ADC6040004 | 4 | - | 110 | 2.249 |
| ADC6040004B | 4 | 3 | | 2.249 |
| 500 MCM | | | | |
| ADC6050003 | 3 | - | | 2.226 |
| ADC6050003B | 3 | 2 | | 2.226 |
| ADC6050004 | 4 | - | 110 | 2.448 |
| ADC6050004B | 4 | 2 | | 2.448 |

# TRAY CABLES - THHN/PVC PAIRS W/ OVERALL SHIELD

## FEATURES:

- Type TC-ER pairs with an overall shield have a PVC/ Nylon insulation with an overall gas and oil resistant PVC jacket.
- Suitable for use in Class 1 or 2, Division 2 hazardous locations and for installation in trays, wireways, troughs, channels, ducts and conduit. Expressly approved for direct burial, wet or dry locations and outdoors in cable trays where sunlight resistant rating is required
- For use in Control, Power, Lighting, Telemetering, Signals, Relay, Traffic Control applications.
- 600v Voltage Rating
- Temperature rating: -39°C to 90°C Dry/Wet
- 18 -16 AWG



## CONDUCTOR DATA:

| SIZE AWG | STRANDING | PVC INSULATION THICKNESS (MILS) | APROX. O.D. (INCHES) |
|---|---|---|---|
| 18 | 7 | 15 | .088 |
| 16 | 7 | 15 | .097 |

## CABLE DATA:

| NO. OF PAIRS | PART NUMBER | OA JACKET. THICKNESS (MILS) | APPR. O.D. (IN) |
|---|---|---|---|
| 18 AWG | | | |
| 1 | ADC6801POS | 45 | .265 |
| 2 | ADC6802POS | 45 | .310 |
| 3 | ADC6803POS | 45 | .407 |
| 4 | ADC6804POS | 45 | .488 |
| 6 | ADC6806POS | 60 | .550 |
| 8 | ADC6808POS | 60 | .651 |
| 12 | ADC6812POS | 60 | .770 |
| 16 | ADC6816POS | 80 | .914 |
| 16 AWG | | | |
| 1 | ADC6601POS | 45 | .290 |
| 2 | ADC6602POS | 45 | .330 |
| 3 | ADC6603POS | 45 | .360 |
| 4 | ADC6604POS | 60 | .573 |
| 6 | ADC6606POS | 60 | .610 |
| 8 | ADC6608POS | 60 | .730 |
| 12 | ADC6612POS | 80 | .910 |
| 16 | ADC6616POS | 80 | 1.020 |

## STANDARDS:

- UL Listed as TC-ER-JP per UL Standard 1277*
- OSHA Acceptable
- NEC Articles 392 & 336
- CSA FT4
- IEEE 1202 70,000 BTU Flame Test
- ASTM - All Acceptable Standards

*UL 1277 requires a ground or three conductors to be ER

## COLOURS:

Method 1 - Black and White (White conductor in each pair printed alphanumerically for easy identification)

# TRAY CABLES - XLP/PVC UNSHIELDED 18-10 AWG

## FEATURES:

- Type TC-ER multi-conductor cables have a XLPE insulation with an overall gas and oil resistant PVC jacket.
- Suitable for use in Class 1 or 2, Division 2 hazardous locations and for installation in trays, wireways, troughs, channels, ducts and conduit. Expressly approved for direct burial, wet or dry locations and outdoors in cable trays where sunlight resistant rating is required. Intended for control, power, lighting, telemetering, signals and relay or traffic control.
- For use in Control, Power, Lighting, Telemetering, Signals, Relay, and Traffic Control applications.
- 600/1000 Volts
- Temperature rating: -39°C to 90°C Dry/Wet
- 18 - 10 AWG



## CONDUCTOR DATA:

| SIZE AWG | STRANDING | XLPE INSULATION THICKNESS (MILS) | APROX. O.D. (INCHES) |
|---|---|---|---|
| 18 | 7 | 30 | .106 |
| 16 | 7 | 30 | .118 |
| 14 | 7 | 30 | .133 |
| 12 | 7 | 30 | .152 |
| 10 | 7 | 30 | .176 |

## CABLE DATA:

| PART NUMBER | NO. OF CONDUCTORS | OA JACKET. THICKNESS (MILS) | APPR. O.D. (IN) |
|---|---|---|---|
| 18 AWG | | | |
| ADC5802 | 2 | 45 | .306 |
| ADC5803 | 3 | 45 | .324 |
| ADC5804 | 4 | 45 | .350 |
| ADC5805 | 5 | 45 | .366 |
| ADC5806 | 6 | 45 | .371 |
| ADC5807 | 7 | 45 | .411 |
| ADC5808 | 8 | 45 | .438 |
| ADC5809 | 9 | 45 | .459 |
| ADC5810 | 10 | 60 | .479 |
| ADC5812 | 12 | 60 | .545 |
| ADC5815 | 15 | 60 | .594 |
| ADC5819 | 19 | 60 | .653 |
| ADC5825 | 25 | 60 | .732 |

## STANDARDS:

- UL Listed as TC-ER-JP per UL Standard 1277*
- OSHA Acceptable
- NEC Articles 392
- CSA FT4
- IEEE 1202 70,000 BTU Flame Test
- ASTM - All Acceptable Standards
- Conductors are VW-1 Rated

*UL 1277 requires a ground or three conductors to be ER

## COLOURS:

ICEA Method 1 Tables E-1, E-2 & Method 4.

# TRAY CABLES - XLP/PVC UNSHIELDED 18-10 AWG

CABLE DATA:

| PART NUMBER | NO. OF CONDUCTORS | OA JACKET. THICKNESS (MILS) | APPR. O.D. (IN) | PART NUMBER | NO. OF CONDUCTORS | OA JACKET. THICKNESS (MILS) | APPR. O.D. (IN) |
|---|---|---|---|---|---|---|---|
| 16 AWG | | | | 14 AWG | | | |
| ADC5602 | 2 | 45 | .330 | ADC5402 | 2 | 45 | .360 |
| ADC5603 | 3 | 45 | .350 | ADC5403 | 3 | 45 | .382 |
| ADC5604 | 4 | 45 | .379 | ADC5404 | 4 | 45 | .415 |
| ADC5605 | 5 | 45 | .397 | ADC5405 | 5 | 45 | .435 |
| ADC5606 | 6 | 45 | .427 | ADC5406 | 6 | 45 | .458 |
| ADC5607 | 7 | 45 | .447 | ADC5407 | 7 | 45 | .492 |
| ADC5608 | 8 | 45 | .476 | ADC5408 | 8 | 60 | .555 |
| ADC5609 | 9 | 60 | .500 | ADC5409 | 9 | 60 | .582 |
| ADC5610 | 10 | 60 | .553 | ADC5410 | 10 | 60 | .607 |
| ADC5612 | 12 | 60 | .593 | ADC5412 | 12 | 60 | .652 |
| ADC5615 | 15 | 60 | .648 | ADC5415 | 15 | 60 | .715 |
| ADC5619 | 19 | 60 | .713 | ADC5419 | 19 | 60 | .788 |
| ADC5625 | 25 | 60 | .801 | ADC5425 | 25 | 80 | .927 |

CABLE DATA:

| PART NUMBER | NO. OF CONDUCTORS | OA JACKET. THICKNESS (MILS) | APPR. O.D. (IN) | PART NUMBER | NO. OF CONDUCTORS | OA JACKET. THICKNESS (MILS) | APPR. O.D. (IN) |
|---|---|---|---|---|---|---|---|
| 12 AWG | | | | 10 AWG | | | |
| ADC5202 | 2 | 45 | .398 | ADC5102 | 2 | 45 | .446 |
| ADC5203 | 3 | 45 | .423 | ADC5103 | 3 | 45 | .475 |
| ADC5204 | 4 | 45 | .461 | ADC5104 | 4 | 45 | .549 |
| ADC5205 | 5 | 45 | .484 | ADC5105 | 5 | 45 | .576 |
| ADC5206 | 6 | 45 | .541 | ADC5106 | 6 | 45 | .604 |
| ADC5207 | 7 | 60 | .579 | ADC5107 | 7 | 45 | .651 |
| ADC5208 | 8 | 60 | .617 | ADC5108 | 8 | 60 | .695 |
| ADC5209 | 9 | 60 | .647 | ADC5109 | 9 | 60 | .730 |
| ADC5210 | 10 | 60 | .676 | ADC5110 | 10 | 60 | .763 |
| ADC5212 | 12 | 60 | .727 | ADC5112 | 12 | 60 | .863 |
| ADC5215 | 15 | 60 | .799 | ADC5115 | 15 | 60 | .945 |
| ADC5219 | 19 | 80 | .922 | ADC5119 | 19 | 60 | 1.042 |
| ADC5225 | 25 | 80 | 1.036 | ADC5125 | 25 | 80 | 1.067 |

# TRAY CABLES - XLP/PVC SHIELDED 18-10 AWG

## FEATURES:

- Type TC-ER multi-conductor cables have a XLPE insulation with an aluminum tape shield and tinned copper drain wire and an overall gas and oil resistant PVC jacket.
- Suitable for use in Class 1 or 2, Division 2 hazardous locations and for installation in trays, wireways, troughs, channels, ducts and conduit. Expressly approved for direct burial, wet or dry locations and outdoors in cable trays where sunlight resistant rating is required. Intended for control, power, lighting, telemetering, signals and relay or traffic control.
- For use in Control, Power, Lighting, Telemetering, Signals, Relay, and Traffic Control applications.
- 600/1000 Volts
- Temperature rating: -39°C to 90°C Dry/Wet
- 18 - 10 AWG



## CONDUCTOR DATA:

| SIZE AWG | STRANDING | XLPE INSULATION THICKNESS (MILS) | APROX. O.D. (INCHES) |
|---|---|---|---|
| 18 | 7 | 30 | .106 |
| 16 | 7 | 30 | .118 |
| 14 | 7 | 30 | .133 |
| 12 | 7 | 30 | .152 |
| 10 | 7 | 30 | .176 |

## CABLE DATA:

| PART NUMBER | NO. OF CONDUCTORS | OA JACKET. THICKNESS (MILS) | APPR. O.D. (IN) |
|---|---|---|---|
| 18 AWG | | | |
| ADC5802SD | 2 | 45 | .306 |
| ADC5803SD | 3 | 45 | .324 |
| ADC5804SD | 4 | 45 | .350 |
| ADC5805SD | 5 | 45 | .366 |
| ADC5806SD | 6 | 45 | .441 |
| ADC5807SD | 7 | 45 | .411 |
| ADC5808SD | 8 | 45 | .438 |
| ADC5809SD | 9 | 45 | .459 |
| ADC5810SD | 10 | 60 | .479 |
| ADC5812SD | 12 | 60 | .545 |
| ADC5815SD | 15 | 60 | .594 |
| ADC5819SD | 19 | 60 | .653 |
| ADC5825SD | 25 | 60 | .732 |

## STANDARDS:

- UL Listed as TC-ER-JP per UL Standard 1277*
- OSHA Acceptable
- NEC Articles 392
- CSA FT4
- IEEE 1202 70,000 BTU Flame Test
- ASTM - All Acceptable Standards
- Conductors are VW-1 Rated

*UL 1277 requires a ground or three conductors to be ER

## COLOURS:

ICEA Method 1 Tables E-1, E-2 & Method 4.

# TRAY CABLES - XLP/PVC SHIELDED 18-10 AWG

CABLE DATA:

| PART NUMBER | NO. OF CONDUCTORS | OA JACKET. THICKNESS (MILS) | APPR. O.D. (IN) | PART NUMBER | NO. OF CONDUCTORS | OA JACKET. THICKNESS (MILS) | APPR. O.D. (IN) |
|---|---|---|---|---|---|---|---|
| 16 AWG | | | | 14 AWG | | | |
| ADC5602SD | 2 | 45 | .330 | ADC5402SD | 2 | 45 | .360 |
| ADC5603SD | 3 | 45 | .350 | ADC5403SD | 3 | 45 | .382 |
| ADC5604SD | 4 | 45 | .379 | ADC5404SD | 4 | 45 | .415 |
| ADC5605SD | 5 | 45 | .397 | ADC5405SD | 5 | 45 | .435 |
| ADC5606SD | 6 | 45 | .447 | ADC5406SD | 6 | 45 | .492 |
| ADC5607SD | 7 | 45 | .447 | ADC5407SD | 7 | 45 | .492 |
| ADC5608SD | 8 | 45 | .476 | ADC5408SD | 8 | 60 | .555 |
| ADC5609SD | 9 | 45 | .500 | ADC5409SD | 9 | 60 | .582 |
| ADC5610SD | 10 | 60 | .553 | ADC5410SD | 10 | 60 | .607 |
| ADC5612SD | 12 | 60 | .593 | ADC5412SD | 12 | 60 | .652 |
| ADC5615SD | 15 | 60 | .648 | ADC5415SD | 15 | 60 | .715 |
| ADC5619SD | 19 | 60 | .713 | ADC5419SD | 19 | 60 | .788 |
| ADC5625SD | 25 | 60 | .801 | ADC5425SD | 25 | 80 | .927 |

CABLE DATA:

| PART NUMBER | NO. OF CONDUCTORS | OA JACKET. THICKNESS (MILS) | APPR. O.D. (IN) | PART NUMBER | NO. OF CONDUCTORS | OA JACKET. THICKNESS (MILS) | APPR. O.D. (IN) |
|---|---|---|---|---|---|---|---|
| 12 AWG | | | | 10 AWG | | | |
| ADC5202SD | 2 | 45 | .398 | ADC5102SD | 2 | 45 | .446 |
| ADC5203SD | 3 | 45 | .423 | ADC5103SD | 3 | 45 | .475 |
| ADC5204SD | 4 | 45 | .461 | ADC5104SD | 4 | 60 | .549 |
| ADC5205SD | 5 | 45 | .484 | ADC5105SD | 5 | 60 | .576 |
| ADC5206SD | 6 | 45 | .579 | ADC5106SD | 6 | 60 | .651 |
| ADC5207SD | 7 | 60 | .579 | ADC5107SD | 7 | 60 | .651 |
| ADC5208SD | 8 | 60 | .617 | ADC5108SD | 8 | 60 | .695 |
| ADC5209SD | 9 | 60 | .647 | ADC5109SD | 9 | 60 | .730 |
| ADC5210SD | 10 | 60 | .676 | ADC5110SD | 10 | 60 | .763 |
| ADC5212SD | 12 | 60 | .727 | ADC5112SD | 12 | 60 | .863 |
| ADC5215SD | 15 | 60 | .799 | ADC5115SD | 15 | 60 | .945 |
| ADC5219SD | 19 | 80 | .922 | ADC5119SD | 19 | 60 | 1.042 |
| ADC5225SD | 25 | 80 | 1.036 | ADC5220SD | 25 | 80 | 1.219 |

# TRAY CABLES - XLP/PVC 12-2 AWG

## FEATURES:

- Type TC-ER cables have a XLPE insulation with an overall gas and oil resistant Polyvinyl Chloride (PVC) jacket.
- Suitable for use in Class 1 or 2, Division 2 hazardous locations and for installation in trays, wireways, troughs, channels, ducts and conduit. Expressly approved for direct burial, wet or dry locations and outdoors in cable trays where sunlight resistant rating is required. Intended to supply power motors or for connection to other power devices.
- For use in Power Motors and Power Devices applications.
- 600/1000v Voltage Rating
- Temperature rating: -39°C to 90°C Dry/Wet
- 12 - 2 AWG



## CONDUCTOR DATA:

| SIZE AWG | STRANDING | XLPE INSULATION THICKNESS (MILS) | APROX. O.D. (INCHES) |
|---|---|---|---|
| 12 | 7 | 30 | .152 |
| 10 | 7 | 30 | .175 |
| 8 | 7 | 45 | .236 |
| 6 | 7 | 45 | .274 |
| 4 | 7 | 45 | .322 |
| 2 | 7 | 45 | .382 |

## CABLE DATA - 8-2 AWG

| PART NUMBER | NO. OF CONDUCTORS | OA JACKET. THICKNESS (MILS) | APPR. O.D. (IN) |
|---|---|---|---|
| 8 AWG | | | |
| ADC-50802F | 2FL | 60 | .356x .592 |
| ADC-50802 | 2 | 60 | .596 |
| ADC-50803 | 3 | 60 | .636 |
| ADC-50804 | 4 | 60 | .695 |
| 6 AWG | | | |
| ADC-50602F | 2FL | 60 | .394x .668 |
| ADC-50602 | 2 | 60 | .672 |
| ADC-50603 | 3 | 60 | .718 |
| ADC-50604 | 4 | 60 | .787 |
| 4 AWG | | | |
| ADC-50402F | 2FL | 60 | .442x .764 |
| ADC-50402 | 2 | 60 | .768 |
| ADC-50403 | 3 | 80 | .862 |
| ADC-50404 | 4 | 80 | .943 |
| 2 AWG | | | |
| ADC-50202F | 2FL | 80 | .542x .924 |
| ADC-50202 | 2 | 80 | .930 |
| ADC-50203 | 3 | 80 | .994 |
| ADC-50204 | 4 | 80 | 1.089 |

## STANDARDS:

- UL Listed as TC-ER-JP per UL Standard 1277*
- OSHA Acceptable
- NEC Articles 392 & 336
- CSA FT4
- IEEE 1202 70,000 BTU Flame Test
- ASTM - All Acceptable Standards
- Conductors are VW-1 Rated

*UL 1277 requires a ground or three conductors to be ER

## COLOURS:

ICEA Method 1, Table E-2.
ICEA Method 1 Tables E-1, E-3 & Method 4.

# TRAY CABLES - XLP/PVC 12-2 AWG

## CABLE DATA - 12-2 AWG W/ BARE GROUND WIRE

| PART NUMBER | NO. OF CNDCTRS | GROUND SIZE AWG | OA JACKET. THICKNESS (MILS) | APPR. O.D. (IN) | PART NUMBER | NO. OF CNDCTRS | GROUND SIZE AWG | OA JACKET. THICKNESS (MILS) | APPR. O.D. (IN) |
|---|---|---|---|---|---|---|---|---|---|
| 12 AWG | | | | | 6 AWG | | | | |
| ADC5202B | 2 | 12 | 45 | .398 | ADC50602B | 2 | 8 | 60 | .672 |
| ADC5203B | 3 | 12 | 45 | .423 | ADC50603B | 3 | 8 | 60 | .718 |
| ADC5204B | 4 | 12 | 45 | .461 | ADC50604B | 4 | 8 | 60 | .787 |
| 10 AWG | | | | | 4 AWG | | | | |
| ADC5102B | 2 | 10 | 45 | .446 | ADC50402B | 2 | 8 | 60 | .768 |
| ADC5103B | 3 | 10 | 45 | .475 | ADC50403B | 3 | 8 | 80 | .862 |
| ADC5104B | 4 | 10 | 60 | .549 | ADC50404B | 4 | 8 | 80 | .943 |
| 8 AWG | | | | | 2 AWG | | | | |
| ADC5082B | 2 | 10 | 60 | .596 | ADC50202B | 2 | 6 | 80 | .930 |
| ADC5083B | 3 | 10 | 60 | .636 | ADC50203B | 3 | 6 | 80 | .994 |
| ADC5084B | 4 | 10 | 60 | .695 | ADC50204B | 4 | 6 | 80 | 1.089 |

# TRAY CABLES - XLP/CPE UNSHIELDED 18-10 AWG

## FEATURES:

- Type TC-ER multi-conductor cables have a XLPE insulation with an overall flame retardant, sunlight resistant Chlorinated Polyethylene (CPE) jacket.
- Suitable for use in Class 1 or 2, Division 2 hazardous locations and for installation in trays, wireways, troughs, channels, ducts and conduit. Expressly approved for direct burial, wet or dry locations and outdoors in cable trays where flame retardance and moisture/chemical resistance is critical. Intended for control, power, lighting, telemetering, signals and relay or traffic control.
- For use in Control, Power, Lighting, Telemetering, Signals, Relay, and Traffic Control applications.
- 600/1000 Volts
- Temperature rating: -39°C to 90°C Dry/Wet
- 18 - 10 AWG



## CONDUCTOR DATA:

| SIZE AWG | STRANDING | XLPE INSULATION THICKNESS (MILS) | APROX. O.D. (INCHES) |
|---|---|---|---|
| 18 | 7 | 30 | .106 |
| 16 | 7 | 30 | .118 |
| 14 | 7 | 30 | .133 |
| 12 | 7 | 30 | .152 |
| 10 | 7 | 30 | .176 |

## CABLE DATA:

| PART NUMBER | NO. OF CONDUCTORS | OA JACKET. THICKNESS (MILS) | APPR. O.D. (IN) |
|---|---|---|---|
| 18 AWG | | | |
| ADC51802 | 2 | 45 | .306 |
| ADC51803 | 3 | 45 | .324 |
| ADC51804 | 4 | 45 | .350 |
| ADC51805 | 5 | 45 | .366 |
| ADC51806 | 6 | 45 | .441 |
| ADC51807 | 7 | 45 | .411 |
| ADC51808 | 8 | 45 | .438 |
| ADC51809 | 9 | 45 | .459 |
| ADC51810 | 10 | 60 | .479 |
| ADC51812 | 12 | 60 | .545 |
| ADC51815 | 15 | 60 | .594 |
| ADC51819 | 19 | 60 | .653 |
| ADC51825 | 25 | 60 | .732 |

## STANDARDS:

- UL Listed as TC-ER-JP per UL Standard 1277*
- OSHA Acceptable
- NEC Articles 392
- CSA FT4
- IEEE 1202 70,000 BTU Flame Test
- ASTM - All Acceptable Standards
- Conductors are VW-1 Rated

*UL 1277 requires a ground or three conductors to be ER

## COLOURS:

ICEA Method 1 Tables E-1, E-2 & Method 4

# TRAY CABLES - XLP/CPE SHIELDED 18-10 AWG

CABLE DATA:

| PART NUMBER | NO. OF CONDUCTORS | OA JACKET. THICKNESS (MILS) | APPR. O.D. (IN) | PART NUMBER | NO. OF CONDUCTORS | OA JACKET. THICKNESS (MILS) | APPR. O.D. (IN) |
|---|---|---|---|---|---|---|---|
| 16 AWG | | | | 14 AWG | | | |
| ADC51602 | 2 | 45 | .330 | ADC51402 | 2 | 45 | .360 |
| ADC51603 | 3 | 45 | .350 | ADC51403 | 3 | 45 | .382 |
| ADC51604 | 4 | 45 | .379 | ADC51404 | 4 | 45 | .415 |
| ADC51605 | 5 | 45 | .397 | ADC51405 | 5 | 45 | .435 |
| ADC51606 | 6 | 45 | .447 | ADC51406 | 6 | 45 | .492 |
| ADC51607 | 7 | 45 | .447 | ADC51407 | 7 | 45 | .492 |
| ADC51608 | 8 | 45 | .476 | ADC51408 | 8 | 60 | .555 |
| ADC51609 | 9 | 45 | .500 | ADC51409 | 9 | 60 | .582 |
| ADC51610 | 10 | 60 | .553 | ADC51410 | 10 | 60 | .607 |
| ADC51612 | 12 | 60 | .593 | ADC51412 | 12 | 60 | .652 |
| ADC51615 | 15 | 60 | .648 | ADC51415 | 15 | 60 | .715 |
| ADC51619 | 19 | 60 | .713 | ADC51419 | 19 | 60 | .788 |
| ADC51625 | 25 | 60 | .801 | ADC51425 | 25 | 80 | .927 |

CABLE DATA:

| PART NUMBER | NO. OF CONDUCTORS | OA JACKET. THICKNESS (MILS) | APPR. O.D. (IN) | PART NUMBER | NO. OF CONDUCTORS | OA JACKET. THICKNESS (MILS) | APPR. O.D. (IN) |
|---|---|---|---|---|---|---|---|
| 12 AWG | | | | 10 AWG | | | |
| ADC51202 | 2 | 45 | .398 | ADC51102 | 2 | 45 | .446 |
| ADC51203 | 3 | 45 | .423 | ADC51103 | 3 | 45 | .475 |
| ADC51204 | 4 | 45 | .461 | ADC51104 | 4 | 60 | .549 |
| ADC51205 | 5 | 45 | .484 | ADC51105 | 5 | 60 | .576 |
| ADC51206 | 6 | 45 | .579 | ADC51106 | 6 | 60 | .651 |
| ADC51207 | 7 | 60 | .579 | ADC51107 | 7 | 60 | .651 |
| ADC51208 | 8 | 60 | .617 | ADC51108 | 8 | 60 | .695 |
| ADC51209 | 9 | 60 | .647 | ADC51109 | 9 | 60 | .730 |
| ADC51210 | 10 | 60 | .676 | ADC51110 | 10 | 60 | .763 |
| ADC51212 | 12 | 60 | .727 | ADC51112 | 12 | 80 | .863 |
| ADC51215 | 15 | 60 | .799 | ADC51115 | 15 | 80 | .945 |
| ADC51219 | 19 | 80 | .922 | ADC51119 | 19 | 80 | 1.042 |
| ADC51225 | 25 | 80 | 1.036 | ADC51125 | 25 | 80 | 1.210 |

# TRAY CABLES - XLP/CPE SHIELDED 18-10 AWG

## FEATURES:

- Type TC-ER multi-conductor cables have a XLPE insulation with aluminum tape shield and tinned copper drain wire and an overall flame retardant, sunlight resistant Chlorinated Polyethylene (CPE) jacket
- Suitable for use in Class 1 or 2, Division 2 hazardous locations and for installation in trays, wireways, troughs, channels, ducts and conduit. Expressly approved for direct burial, wet or dry locations and outdoors in cable trays where flame retardance and moisture/chemical resistance is critical. Intended for control, power, lighting, telemetering, signals and relay or traffic control
- For use in Control, Power, Lighting, Telemetering, Signals, Relay, and Traffic Control applications.
- 600/1000 Volts
- Temperature rating: to 90°C Dry/Wet
- 18 - 10 AWG



## CONDUCTOR DATA:

| SIZE AWG | STRANDING | XLPE INSULATION THICKNESS (MILS) | APROX. O.D. (INCHES) |
|---|---|---|---|
| 18 | 7 | 30 | .106 |
| 16 | 7 | 30 | .118 |
| 14 | 7 | 30 | .133 |
| 12 | 7 | 30 | .152 |
| 10 | 7 | 30 | .176 |

## CABLE DATA:

| PART NUMBER | NO. OF CONDUCTORS | OA JACKET. THICKNESS (MILS) | APPR. O.D. (IN) |
|---|---|---|---|
| 18 AWG | | | |
| ADC51802SD | 2 | 45 | .306 |
| ADC51803SD | 3 | 45 | .324 |
| ADC51804SD | 4 | 45 | .350 |
| ADC51805SD | 5 | 45 | .366 |
| ADC51806SD | 6 | 45 | .411 |
| ADC51807SD | 7 | 45 | .411 |
| ADC51808SD | 8 | 45 | .438 |
| ADC51809SD | 9 | 45 | .459 |
| ADC51810SD | 10 | 45 | .479 |
| ADC51812SD | 12 | 60 | .545 |
| ADC51815SD | 15 | 60 | .594 |
| ADC51819SD | 19 | 60 | .653 |
| ADC51825SD | 25 | 60 | .732 |

## STANDARDS:

- UL Listed as TC-ER-JP per UL Standard 1277*
- OSHA Acceptable
- NEC Articles 392
- CSA FT4
- IEEE 1202 70,000 BTU Flame Test
- ASTM - All Acceptable Standards
- Conductors are VW-1 Rated

*UL 1277 requires a ground or three conductors to be ER

## COLOURS:

ICEA Method 1 Tables E-1, E-2 & Method 4

# TRAY CABLES - XLP/CPE SHIELDED 18-10 AWG

CABLE DATA:

| PART NUMBER | NO. OF CONDUCTORS | OA JACKET. THICKNESS (MILS) | APPR. O.D. (IN) | PART NUMBER | NO. OF CONDUCTORS | OA JACKET. THICKNESS (MILS) | APPR. O.D. (IN) |
|---|---|---|---|---|---|---|---|
| 16 AWG | | | | 14 AWG | | | |
| ADC51602SD | 2 | 45 | .330 | ADC51402SD | 2 | 45 | .360 |
| ADC51603SD | 3 | 45 | .350 | ADC51403SD | 3 | 45 | .382 |
| ADC51604SD | 4 | 45 | .379 | ADC51404SD | 4 | 45 | .415 |
| ADC51605SD | 5 | 45 | .397 | ADC51405SD | 5 | 45 | .435 |
| ADC51606SD | 6 | 45 | .447 | ADC51406SD | 6 | 45 | .492 |
| ADC51607SD | 7 | 45 | .447 | ADC51407SD | 7 | 45 | .492 |
| ADC51608SD | 8 | 45 | .476 | ADC51408SD | 8 | 60 | .555 |
| ADC51609SD | 9 | 45 | .500 | ADC51409SD | 9 | 60 | .582 |
| ADC51610SD | 10 | 60 | .553 | ADC51410SD | 10 | 60 | .607 |
| ADC51612SD | 12 | 60 | .593 | ADC51412SD | 12 | 60 | .652 |
| ADC51615SD | 15 | 60 | .648 | ADC51415SD | 15 | 60 | .715 |
| ADC51619SD | 19 | 60 | .713 | ADC51419SD | 19 | 60 | .788 |
| ADC51625SD | 25 | 60 | .801 | ADC51425SD | 25 | 80 | .927 |

CABLE DATA:

| PART NUMBER | NO. OF CONDUCTORS | OA JACKET. THICKNESS (MILS) | APPR. O.D. (IN) | PART NUMBER | NO. OF CONDUCTORS | OA JACKET. THICKNESS (MILS) | APPR. O.D. (IN) |
|---|---|---|---|---|---|---|---|
| 12 AWG | | | | 10 AWG | | | |
| ADC51202SD | 2 | 45 | .398 | ADC51102SD | 2 | 45 | .446 |
| ADC51203SD | 3 | 45 | .423 | ADC51103SD | 3 | 45 | .475 |
| ADC51204SD | 4 | 45 | .461 | ADC51104SD | 4 | 60 | .549 |
| ADC51205SD | 5 | 45 | .484 | ADC51105SD | 5 | 60 | .576 |
| ADC51206SD | 6 | 60 | .579 | ADC51106SD | 6 | 60 | .651 |
| ADC51207SD | 7 | 60 | .579 | ADC51107SD | 7 | 60 | .651 |
| ADC51208SD | 8 | 60 | .617 | ADC51108SD | 8 | 60 | .695 |
| ADC51209SD | 9 | 60 | .647 | ADC51109SD | 9 | 60 | .730 |
| ADC51210SD | 10 | 60 | .676 | ADC51110SD | 10 | 60 | .763 |
| ADC51212SD | 12 | 60 | .727 | ADC51112SD | 12 | 80 | .863 |
| ADC51215SD | 15 | 60 | .799 | ADC51115SD | 15 | 80 | .945 |
| ADC51219SD | 19 | 80 | .922 | ADC51119SD | 19 | 80 | 1.042 |
| ADC51225SD | 25 | 80 | 1.036 | ADC51125SD | 25 | 80 | 1.219 |

# XHHW-2 - 14 AWG - 750 MCM

## FEATURES:

- XHHW-2 is insulated with chemically cross-linked polyethylene insulation.
- Appropriate for use in general purpose wiring for lighting and power in residential, commercial, and industrial buildings. (Hospital Grade) Suitable for use in low leakage circuits requiring a dielectric constant of 3.5 or less.
- For use in Control, Power, Lighting, Telemetering, Signals, Relay, and Traffic Control applications.
- 600/1000 Volts
- Temperature rating: -40°C to 90°C Dry/Wet
- 14 AWG - 750 MCM

## CABLE DATA:

| PART NUMBER | AWG | STRAND | INSULATION THICKNESS (MILS) | NOMINAL O.D. (IN) |
|---|---|---|---|---|
| ADC214 | 14 | 7 | 30 | .131 |
| ADC212 | 12 | 7 | 30 | .151 |
| ADC210 | 10 | 7 | 30 | .174 |
| ADC208 | 8 | 7 | 45 | .234 |
| ADC206 | 6 | 7 | 45 | .271 |
| ADC204 | 4 | 7 | 45 | .319 |
| ADC203 | 3 | 7 | 45 | .349 |
| ADC202 | 2 | 7 | 45 | .379 |
| ADC201 | 1 | 19 | 55 | .442 |
| ADC2010CT | 1/0 | 19 | 55 | .480 |
| ADC2020CT | 2/0 | 19 | 55 | .525 |
| ADC2030CT | 3/0 | 19 | 55 | .575 |
| ADC2040CT | 4/0 | 19 | 55 | .635 |
| ADC20250CT | 250 MCM | 37 | 65 | .703 |
| ADC20300CT | 300 MCM | 37 | 65 | .760 |
| ADC20350CT | 350 MCM | 37 | 65 | .807 |
| ADC20400CT | 400 MCM | 37 | 65 | .858 |
| ADC20500CT | 500 MCM | 37 | 65 | .939 |
| ADC20600CT | 600 MCM | 61 | 80 | 1.047 |
| ADC20750CT | 750 MCM | 61 | 80 | 1.158 |

## STANDARDS:

- UL Listed as XHHW-2 per Standard 44*
- ICEA S-95-658/NEMA WC-70
- Gasolene and Oil Resistant II - GRII
- C(UL) RW90 600V Listed
- Sunlight Resistant - SR
- RoHS Compliant
- CT Rated 1/0 and larger

*Non CT rated and VW-1 available upon request

## COLOURS:

W G Y BR O R BL

W= WHITE
G= GREEN
Y= YELLOW
BR= BROWN
O= ORANGE
R= RED
BL= BLACK

# XHHW-2 - ALUMINUM

FEATURES:

- Single conductor, 90C Wet/Dry. Insulated with chemically cross-linked polyethylene insulation.
- Appropriate for use in general purpose wiring for lighting and power - residential, commercial, and industrial buildings.
- For use in Control, Power, Lighting, Telemetering, Signals, Relay, and Traffic Control applications.
- 600/1000 Volts
- Temperature rating: -40°C to 90°C Dry/Wet
- 8 - 1000 MCM

CABLE DATA:

| PART NUMBER | AWG | STRAND | INSULATION THICKNESS (MILS) | NOMINAL O.D. (IN) |
|---|---|---|---|---|
| ADC208AL | 8 | 7 | 45 | .224 |
| ADC206AL | 6 | 7 | 45 | .259 |
| ADC204AL | 4 | 7 | 45 | .303 |
| ADC203AL | 3 | 7 | 45 | .328 |
| ADC202AL | 2 | 7 | 55 | .358 |
| ADC201AL | 1 | 8 | 55 | .409 |
| ADC2010AL | 1/0 | 10 | 55 | .446 |
| ADC2020AL | 2/0 | 12 | 55 | .486 |
| ADC2030AL | 3/0 | 16 | 55 | .533 |
| ADC2040AL | 4/0 | 19 | 65 | .585 |
| ADC20250AL | 250 MCM | 23 | 65 | .644 |
| ADC20300AL | 300 MCM | 22 | 65 | .696 |
| ADC20350AL | 350 MCM | 26 | 65 | .737 |
| ADC20400AL | 400 MCM | 37 | 65 | .789 |
| ADC20500AL | 500 MCM | 37 | 65 | .866 |
| ADC20600AL | 600 MCM | 61 | 80 | .973 |
| ADC20750AL | 750 MCM | 61 | 80 | 1.068 |
| ADC201000AL | 1000 MCM | 61 | 80 | 1.220 |

STANDARDS:

- UL Listed as XLP XHHW-2/RW90 per Standard 44*
- ICEA S-95-658/NEMA WC-70
- Federal Specification A-A-59544
- Gasolene and Oil Resistant II
- C(UL) RW90 600V Listed
- Sunlight Resistant -
- RoHS Compliant

*VW-1/CT Rated Available Upon Request

COLOURS:

W GR B G Y BR O R BL

W= WHITE
GR= GRAY
B=BLUE
G= GREEN
Y= YELLOW
BR= BROWN
O= ORANGE
R= RED
BL= BLACK

# XHHW-2 - LOW SMOKE HALOGEN FREE - LSHF

## FEATURES:

- XHHW-2 is insulated with chemically cross-linked low smoke hologen free polyethylene insulation.
- Appropriate for use in general purpose wiring for lighting and power in residential, commercial, and industrial buildings. Suitable for use in low leakage circuits requiring a dielectric constant of 3.5 or less.
- For use in General purpose wiring, Lighting, Power, Residential, Commercial, Industrial, and Low leakage circuits applications.
- 600 Volts
- Temperature rating: -40°C to 90°C Dry/Wet
- 14 AWG - 750 MCM

## CABLE DATA:

| PART NUMBER | AWG | STRAND | INSULATION THICKNESS (MILS) | NOMINAL O.D. (IN) |
|---|---|---|---|---|
| ADC214Z | 14 | 7 | 30 | .131 |
| ADC212Z | 12 | 7 | 30 | .151 |
| ADC210Z | 10 | 7 | 30 | .174 |
| ADC208Z | 8 | 7 | 45 | .234 |
| ADC206Z | 6 | 7 | 45 | .271 |
| ADC204Z | 4 | 7 | 45 | .319 |
| ADC203Z | 3 | 7 | 45 | .349 |
| ADC202Z | 2 | 7 | 45 | .379 |
| ADC201Z | 1 | 19 | 55 | .442 |
| ADC2010Z | 1/0 | 19 | 55 | .480 |
| ADC2020Z | 2/0 | 19 | 55 | .525 |
| ADC2030Z | 3/0 | 19 | 55 | .575 |
| ADC2040Z | 4/0 | 19 | 55 | .635 |
| ADC20500Z | 250 MCM | 37 | 65 | .703 |
| ADC20300Z | 300 MCM | 37 | 65 | .750 |
| ADC20350Z | 350 MCM | 37 | 65 | .807 |
| ADC20400Z | 400 MCM | 37 | 65 | .858 |
| ADC20500Z | 500 MCM | 37 | 65 | .939 |
| ADC20600Z | 600 MCM | 61 | 80 | 1.047 |
| ADC20750Z | 750 MCM | 61 | 80 | 1.158 |

## STANDARDS:

- UL Listed as XHHW-2 per Standard 44
- CEA S-95-658/NEMA WC-70
- Gasolene and Oil Resistant II - GRII
- C(UL) RW90 600V Listed
- RoHS Compliant
- CT Rated 1/0 and large

## COLOURS:

W G Y BR O R BL

W= WHITE
G= GREEN
Y= YELLOW
BR= BROWN
O= ORANGE
R= RED
BL= BLACK

# USE-2-OR RHH/RHW-2

## FEATURES:

- USE-2 is insulated with chemically cross-linked polyethylene insulation.
- Appropriate for use in general purpose wiring for lighting and power in residential, commercial, and industrial buildings. Suitable for use in low leakage circuits requiring a dielectric constant of 3.5 or less.
- For use in General Purpose wiring, Lighting, Power, Residential, Commercial, Industrial, Low leakage circuits applications
- 600/1000 Volts
- Temperature rating: -40°C to 90°C Dry/Wet
- 14 AWG - 750 MCM

## CABLE DATA:

| PART NUMBER | AWG | STRAND | INSULATION THICKNESS (MILS) | NOMINAL O.D. (IN) |
|---|---|---|---|---|
| ADC-314 | 14 | 7 | 45 | .161 |
| ADC-312 | 12 | 7 | 45 | .181 |
| ADC-310 | 10 | 7 | 45 | .204 |
| ADC-308 | 8 | 7 | 60 | .264 |
| ADC-306 | 6 | 7 | 60 | .301 |
| ADC-304 | 4 | 7 | 60 | .349 |
| ADC-303 | 3 | 7 | 60 | .377 |
| ADC-302 | 2 | 7 | 60 | .409 |
| ADC-301 | 1 | 19 | 80 | .489 |
| ADC-3010 | 1/0 | 19 | 80 | .522 |
| ADC-3020 | 2/0 | 19 | 80 | .566 |
| ADC-3030 | 3/0 | 19 | 80 | .616 |
| ADC-3040 | 4/0 | 19 | 80 | .672 |
| ADC-30250 | 250 MCM | 37 | 95 | .748 |
| ADC-30300 | 300 MCM | 37 | 95 | .795 |
| ADC-30350 | 350 MCM | 37 | 95 | .851 |
| ADC-30400 | 400 MCM | 37 | 95 | .896 |
| ADC-30500 | 500 MCM | 37 | 95 | .979 |
| ADC-30600 | 600 MCM | 61 | 110 | 1.086 |
| ADC-30750 | 750 MCM | 61 | 110 | 1.188 |

## STANDARDS:

- UL Listed as XLP USE-2 or RHH/RHW-2 per Standard 44 and 854
- ICEA S-95-658/NEMA WC-70
- Federal Specification A-A-59544
- Gasolene and Oil Resistant II
- C(UL) RW90 1000V Listed
- Sunlight Resistant - SR
- Direct Burial
- RoHS Compliant
- CT Rated and/or VW-1 Rated available upon request

## COLOURS:

W G R BL

W= WHITE
G= GREEN
R= RED
BL= BLACK

# USE-2 ALUMINUM

FEATURES:

- Single conductor, 90°C Wet/Dry. Insulated with chemically cross linked polythylene insulation
- For use in General purpose wiring, Lighting, Power, Residential, Commercial, Industrial, and Low leakage circuits applications.
- 600 Volts
- Temperature rating: -40°C to 90°C Dry/Wet
- 8-1000 MCM

CABLE DATA:

| PART NUMBER | AWG | STRAND | INSULATION THICKNESS (MILS) | NOMINAL O.D. (IN) |
|---|---|---|---|---|
| ADC308AL | 8 | 7 | 60 | .254 |
| ADC306AL | 6 | 7 | 60 | .289 |
| ADC304AL | 4 | 7 | 60 | .333 |
| ADC303AL | 3 | 7 | 60 | .358 |
| ADC302AL | 2 | 7 | 60 | .388 |
| ADC301AL | 1 | 8 | 80 | .459 |
| ADC3010AL | 1/0 | 10 | 80 | .496 |
| ADC3020AL | 2/0 | 12 | 80 | .536 |
| ADC3030AL | 3/0 | 16 | 80 | .583 |
| ADC3040AL | 4/0 | 19 | 80 | .635 |
| ADC30250AL | 250 MCM | 23 | 95 | .704 |
| ADC30300AL | 300 MCM | 22 | 95 | .756 |
| ADC30350AL | 350 MCM | 26 | 95 | .797 |
| ADC30400AL | 400 MCM | 37 | 95 | .849 |
| ADC30500AL | 500 MCM | 37 | 95 | .926 |
| ADC30600AL | 600 MCM | 61 | 110 | 1.033 |
| ADC30750AL | 750 MCM | 61 | 110 | 1.128 |
| ADC301000AL | 1000 MCM | 61 | 110 | 1.280 |

STANDARDS:

- UL Listed as XLP USE-2 or RHH/RHW-2 per Standard 44 and 854
- ICEA S-95-658/NEMA WC-70
- Federal Specification A-A-59544
- Gasolene and Oil Resistant II
- C(UL) RW90 1000V Listed
- Sunlight Resistant - SR
- Direct Burial
- RoHS Compliant
- CT Rated and/or VW-1 Rated available upon request

COLOURS:

W GR B G Y BR O R BL

W= WHITE
GR= GRAY
B=BLUE
G= GREEN
Y= YELLOW
BR= BROWN
O= ORANGE
R= RED
P= PURPLE
BL= BLACK

# SIS - UL STYLES 3173/3195/3196 - HOOK UP WIRE

## FEATURES:

- Tinned copper wire, stranded, with thermosetting, chemically cross-linked polyethyline (XLPE) insulation.
- Appropriate for use internal wiring of appliances, coil leads, switchboard panels, lead wire for mercury lighting ballasts, and power operated dispensing units where exposed to gasoline vapors. Also as Class B motor lead wire.
- For use in Switchboard Wiring, Panel Boards, Distribution Boards, Industrial Control Panels applications
- Temperature rating:<-50°C to 125°C
- 20 - 4 AWG

## STANDARDS:

- UL Style 3173 - 125C 600V
- UL Style 3237 - 105C 1000V
- CSA CL1251 125C 600V
- FT2
- IEEE 130 motor lead, Class B.RoHS



## CABLE DATA:

| PART NUMBER | AWG | CONDUCTOR | | INSULATION THICKNESS (MILS) | NOMINAL O.D. (IN) |
|---|---|---|---|---|---|
| | | STRAND | TYPE | | |
| ADCA7320-10T | 20 | 10/30 | TC | 30 | .096 |
| ADCA7318-16T | 18 | 16/30 | TC | 30 | .106 |
| ADCA7316-26T | 16 | 26/30 | TC | 30 | .119 |
| ADCA7314-41T | 14 | 41/30 | TC | 30 | .134 |
| ADCA7312-65T | 12 | 65/30 | TC | 30 | .153 |
| ADCA7310-105T | 10 | 105/30 | TC | 30 | .178 |
| ADCA9508-133T | 8 | 133/29 | TC | 45 | .259 |
| ADCA9606-133T | 6 | 133/27 | TC | 60 | .333 |
| ADCA9604-133T | 4 | 133/25 | TC | 80 | .389 |

## COLOURS:

W GR B G Y BR O R P BL

W= WHITE
GR= GRAY
B=BLUE
G= GREEN
Y= YELLOW
BR= BROWN
O= ORANGE
R= RED
P= PURPLE
BL= BLACK

## PACKAGING:

REELS: 500, 1000, 2500, 5000, and 10,000 Ft.
DRUMS: Half Drums 20 - 10 AWG

# HIGH-DENSITY MICRO DISTRIBUTION CABLE - 24 FIBER PLENUM ONLY

High-Density Micro Distribution Cable is composed of two contrasting color bound bundles of 12 colored glass optical fibers, aramid yarn, and a PVDF outer jacket. High-Density Micro Distribution Cable is available in 12 TIA standard colors or special-order colors. UL Listed OFNP cables are available. Standard surface print denotes construction, NEC rating and fiber type, and includes footage markers.

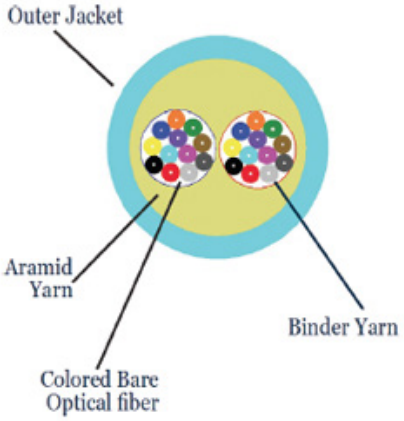


## FEATURES:

- 250µm colored bare fiber
- Small O.D. for tight spaces
- NFPA 262 (Plenum)
- Available in all fiber types
- Meets the application requirement of National Electric Code (NEC) Article 770
- Applications: Plenum, Data Centers
- Operating Temp: 0 to 70°C
  Storage Temp: -40°C to 70°C

## CABLE DATA:

| PART NUMBER | TYPE | CABLE RATING | Fiber COUNT | NOMINAL DIAMETER (mm) |
|---|---|---|---|---|
| FI-S09HD24CZNPY | SINGLEMODE OS2 (ITU-T G.657.A1) | OFNP | 24 | 2.95 |
| FI-S09HD24CZNPY38 | SINGLEMODE OS2 (ITU-T G.657.A1) | OFNP | 24 | 3.80 |
| FI-M62HD24C3NPO | 62.5/125 MULTIMODE OM1 | OFNP | 24 | 2.95 |
| FI-M62HD24C3NPO38 | 62.5/125 MULTIMODE OM1 | OFNP | 24 | 3.80 |
| FI-M50HD24CGNPA | 50/125 MULTIMODE OM3 | OFNP | 24 | 2.95 |
| FI-M50HD24CGNPA38 | 50/125 MULTIMODE OM3 | OFNP | 24 | 3.80 |
| FI-M50HD24C4NPA | 50/125 MULTIMODE OM4 | OFNP | 24 | 2.95 |
| FI-M50HD24C4NPA38 | 50/125 MULTIMODE OM4 | OFNP | 24 | 3.80 |
| FI-M50HD24C5NPLG | 50/125 MULTIMODE OM5 | OFNP | 24 | 2.95 |
| FI-M50HD24C5NPLG38 | 50/125 MULTIMODE OM5 | OFNP | 24 | 3.80 |



# MICRO-DISTRIBUTION CABLE

Micro-Distribution cable combines high fiber counts with a compact, space saving design. 2 to 12 colored fibers with aramid yarn are positioned in a 3 mm buffer tube. 8 tubes of 12 fibers are combined to make cables up to 96 fibers. Each subunit is numbered for ease of installation with OFNR & OFNP rated constructions available. Fanout Kits are a perfect match with Micro-Distribution.

## FEATURES:

- 250µm colored bare fibers
- Small O.D. for tight spaces
- UL 1666(Riser) and NFPA 262(Plenum)
- Available in all fiber types
- Meets the application requirement of National Electric Code (NEC) Article 770
- Applications: Data Centers, Ready for MTP connectors, High density Installations, Ready to ribbonize
- OFNP Operating Temp: 0 to 70°C, OFNR Operating Temp -20°C to 70°C
- OM1 and OM2 Available upon request
- Optical fibers compliant with ITU-T G.657.A/B standards

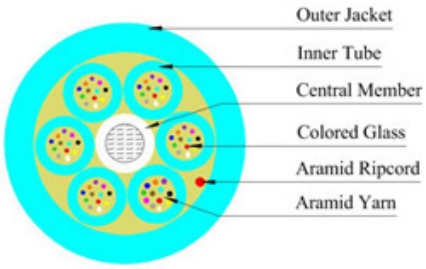


## CABLE DATA:

| PART NUMBER | TYPE | APPLICATION | CABLE RATING | Fiber COUNT | NOMINAL DIAMETER (mm) |
|---|---|---|---|---|---|
| FI -S09MD02CZNRY | SINGLEMODE OS2 (ITU-T G.657.A1) | RISER | OFNR | 2 | 2.95 |
| FI-S09MD06CZNRY | SINGLEMODE OS2 (ITU-T G.657.A1) | RISER | OFNR | 6 | 2.95 |
| FI-S09MD12CZNRY | SINGLEMODE OS2 (ITU-T G.657.A1) | RISER | OFNR | 12 | 2.95 |
| FI-S09MD24CZNRY-Y | SINGLEMODE OS2 (ITU-T G.657.A1) | RISER | OFNR | 24 | 8.20 |
| FI-S09MD36CZNRY-Y | SINGLEMODE OS2 (ITU-T G.657.A1) | RISER | OFNR | 36 | 8.25 |
| FI-S09MD48CZNRY4T-Y | SINGLEMODE OS2 (ITU-T G.657.A1) | RISER | OFNR | 48 | 8.60 |
| FI-S09MD72CZNRY6T-Y | SINGLEMODE OS2 (ITU-T G.657.A1) | RISER | OFNR | 72 | 10.50 |
| FI-S09MD96CZNRY-Y | SINGLEMODE OS2 (ITU-T G.657.A1) | RISER | OFNR | 96 | 13.0 |
| FI-S09MD02CZNPY | SINGLEMODE OS2 (ITU-T G.657.A1) | PLENUM | OFNP | 2 | 2.95 |
| FI-S09MD06CZNPY | SINGLEMODE OS2 (ITU-T G.657.A1) | PLENUM | OFNP | 6 | 2.95 |
| FI-S09MD12CZNPY | SINGLEMODE OS2 (ITU-T G.657.A1) | PLENUM | OFNP | 12 | 2.95 |
| FI-S09MD24CZNPY-Y-TW | SINGLEMODE OS2 (ITU-T G.657.A1) | PLENUM | OFNP | 24 | 8.20 |
| FI-S09MD36CZNPY3T-Y | SINGLEMODE OS2 (ITU-T G.657.A1) | PLENUM | OFNP | 36 | 8.25 |
| FI-S09MD48CZNPY4T-Y | SINGLEMODE OS2 (ITU-T G.657.A1) | PLENUM | OFNP | 48 | 8.60 |
| FI-S09MD72CZNPY6T-Y | SINGLEMODE OS2 (ITU-T G.657.A1) | PLENUM | OFNP | 72 | 10.50 |
| FI-S09MD96CZNPY-Y | SINGLEMODE OS2 (ITU-T G.657.A1) | PLENUM | OFNP | 96 | 13.0 |
| FI-M50MD02CGNRA | 50/125 MULTIMODE OM3 | RISER | OFNR | 2 | 2.95 |
| FI-M50MD06CGNRA | 50/125 MULTIMODE OM3 | RISER | OFNR | 6 | 2.95 |
| FI-M50MD12CGNRA | 50/125 MULTIMODE OM3 | RISER | OFNR | 12 | 2.95 |
| FI-M50MD24CGNRA-A | 50/125 MULTIMODE OM3 | RISER | OFNR | 24 | 2.95 |
| FI-M50MD36CGNRA3T-A | 50/125 MULTIMODE OM3 | RISER | OFNR | 36 | 8.25 |
| FI-M50MD48CGNRA4T-A | 50/125 MULTIMODE OM3 | RISER | OFNR | 48 | 8.60 |
| FI-M50MD72CGNRA6T-A | 50/125 MULTIMODE OM3 | RISER | OFNR | 72 | 10.50 |
| FI-M50MD96CGNRA-A | 50/125 MULTIMODE OM3 | RISER | OFNR | 96 | 13.0 |
| FI-M50MD02CGNPA | 50/125 MULTIMODE OM3 | PLENUM | OFNP | 2 | 2.95 |
| FI-M50MD06CGNPA | 50/125 MULTIMODE OM3 | PLENUM | OFNP | 6 | 2.95 |
| FI-M50MD12CGNPA | 50/125 MULTIMODE OM3 | PLENUM | OFNP | 12 | 2.95 |

# MICRO-DISTRIBUTION CABLE

CABLE DATA:

| PART NUMBER | TYPE | APPLICATION | CABLE RATING | Fiber COUNT | NOMINAL DIAMETER (mm) |
|---|---|---|---|---|---|
| FI-M50MD24CGNPA-A-TW | 50/125 MULTIMODE OM3 | PLENUM | OFNP | 24 | 8.20 |
| FI-M50MD36CGNPA3T-A | 50/125 MULTIMODE OM3 | PLENUM | OFNP | 36 | 8.25 |
| FI-M50MD48CGNPA4T-A | 50/125 MULTIMODE OM3 | PLENUM | OFNP | 48 | 8.60 |
| FI-M50MD72CGNPA6T-A | 50/125 MULTIMODE OM3 | PLENUM | OFNP | 72 | 10.50 |
| FI-M50MD96CGNPA-A | 50/125 MULTIMODE OM3 | PLENUM | OFNP | 96 | 13.0 |
| FI-M50MD02C4NRA | 50/125 MULTIMODE OM4 | RISER | OFNR | 2 | 2.95 |
| FI-M50MD06C4NRA | 50/125 MULTIMODE OM4 | RISER | OFNR | 6 | 2.95 |
| FI-M50MD12C4NRA | 50/125 MULTIMODE OM4 | RISER | OFNR | 12 | 2.95 |
| FI-M50MD24C4NRA-A | 50/125 MULTIMODE OM4 | RISER | OFNR | 24 | 8.20 |
| FI-M50MD36C4NRA3T-A | 50/125 MULTIMODE OM4 | RISER | OFNR | 36 | 8.25 |
| FI-M50MD48C4NRA4T-A | 50/125 MULTIMODE OM4 | RISER | OFNR | 48 | 8.60 |
| FI-M50MD72C4NRA6T-A | 50/125 MULTIMODE OM4 | RISER | OFNR | 72 | 10.50 |
| FI-M50MD96C4NRA-A | 50/125 MULTIMODE OM4 | RISER | OFNR | 96 | 13.0 |
| FI-M50MD02C4NPA | 50/125 MULTIMODE OM4 | PLENUM | OFNP | 2 | 2.95 |
| FI-M50MD06C4NPA | 50/125 MULTIMODE OM4 | PLENUM | OFNP | 6 | 2.95 |
| FI-M50MD12C4NPA | 50/125 MULTIMODE OM4 | PLENUM | OFNP | 12 | 2.95 |
| FI-M50MD24C4NPA-A-TW | 50/125 MULTIMODE OM4 | PLENUM | OFNP | 24 | 8.20 |
| FI-M50MD36C4NPA3T-A | 50/125 MULTIMODE OM4 | PLENUM | OFNP | 36 | 8.25 |
| FI-M50MD48C4NPA4T-A | 50/125 MULTIMODE OM4 | PLENUM | OFNP | 48 | 8.60 |
| FI-M50MD72C4NPA6T-A | 50/125 MULTIMODE OM4 | PLENUM | OFNP | 72 | 10.50 |
| FI-M50MD96C4NPA-A | 50/125 MULTIMODE OM4 | PLENUM | OFNP | 96 | 13.0 |
| FI-M50MD02C5NRLG | 50/125 MULTIMODE OM5 | RISER | OFNR | 2 | 2.95 |
| FI-M50MD06C5NRLG | 50/125 MULTIMODE OM5 | RISER | OFNR | 6 | 2.95 |
| FI-M50MD12C5NRLG | 50/125 MULTIMODE OM5 | RISER | OFNR | 12 | 2.95 |
| FI-M50MD24C5NRLG-LG | 50/125 MULTIMODE OM5 | RISER | OFNR | 24 | 8.20 |
| FI-M50MD36C5NRLG3T-LG | 50/125 MULTIMODE OM5 | RISER | OFNR | 36 | 8.25 |
| FI-M50MD48C5NRLG4T-LG | 50/125 MULTIMODE OM5 | RISER | OFNR | 48 | 8.60 |
| FI-M50MD72C5NRLG6T-LG | 50/125 MULTIMODE OM5 | RISER | OFNR | 72 | 10.50 |
| FI-M50MD96C5NRLG-LG | 50/125 MULTIMODE OM5 | RISER | OFNR | 96 | 13.0 |
| FI-M50MD02C5NPLG | 50/125 MULTIMODE OM5 | PLENUM | OFNP | 2 | 2.95 |
| FI-M50MD06C5NPLG | 50/125 MULTIMODE OM5 | PLENUM | OFNP | 6 | 2.95 |
| FI-M50MD12C5NPLG | 50/125 MULTIMODE OM5 | PLENUM | OFNP | 12 | 2.95 |
| FI-M50MD24C5NPLG-LG-TW | 50/125 MULTIMODE OM5 | PLENUM | OFNP | 24 | 8.20 |
| FI-M50MD36C5NPLG3T-LG | 50/125 MULTIMODE OM5 | PLENUM | OFNP | 36 | 8.25 |
| FI-M50MD48C5NPLG4T-LG | 50/125 MULTIMODE OM5 | PLENUM | OFNP | 48 | 8.60 |
| FI-M50MD72C5NPLG6T-LG | 50/125 MULTIMODE OM5 | PLENUM | OFNP | 72 | 10.50 |
| FI-M50MD96C5NPLG-LG | 50/125 MULTIMODE OM5 | PLENUM | OFNP | 96 | 13.0 |

# MICRO-DISTRIBUTION 2MM SUBUNITS

In comparison to the Micro-distribution cables with 3mm subunits (previous page), the Micro-distribution with 2mm subs offers even more space saving constructions. The smaller subunit (2mm) design allows for up to a 30% smaller footprint. Available with up to 12 subunits containing up to 12 color coded bare fibers, we offer up to 288 fiber products for all data center applications.
Micro-distribution with 2mm subunits is offered in OFNP constructions only.

## FEATURES:

- Ultra space saving designs
- 250µm color coded bare fiber
- 12 bare fibers per subunit up to 288 fiber constructions
- Available in all fiber types
- Meets the application requirement of National Electric Code (NEC) Article 770 and are OFNP rated
- Applications: Data Centers, Plenum spaces, Air Blown Installations
- OFNP Operating Temp: 0 to 70°C
- OM1/OM2 Also available
- Optical fibers compliant with ITU-T G.657.A/B standards

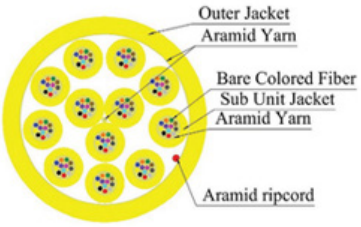


## CABLE DATA:

| PART NUMBER | TYPE | APPLICATION | CABLE RATING | Fiber COUNT | NOMINAL DIAMETER (mm) |
|---|---|---|---|---|---|
| FI-S09MD02CZNPY20 | SINGLEMODE OS2 (ITU-T G.657.A1) | PLENUM | OFNP | 2 | 2.0 |
| FI-S09MD12CZNPY20 | SINGLEMODE OS2 (ITU-T G.657.A1) | PLENUM | OFNP | 12 | 2.0 |
| FI-S09MD24CZNPY20-Y | SINGLEMODE OS2 (ITU-T G.657.A1) | PLENUM | OFNP | 24 | 6.3 |
| FI-S09MD36CZNPY20-Y | SINGLEMODE OS2 (ITU-T G.657.A1) | PLENUM | OFNP | 36 | 6.3 |
| FI-S09MD48CZNPY20-Y | SINGLEMODE OS2 (ITU-T G.657.A1) | PLENUM | OFNP | 48 | 6.6 |
| FI-S09MD72CZNPY20-Y | SINGLEMODE OS2 (ITU-T G.657.A1) | PLENUM | OFNP | 72 | 8.0 |
| FI-S09MD96CZNPY20-Y | SINGLEMODE OS2 (ITU-T G.657.A1) | PLENUM | OFNP | 96 | 9.3 |
| FI-S09MD144CZNPY20-Y | SINGLEMODE OS2 (ITU-T G.657.A1) | PLENUM | OFNP | 144 | 10.6 |
| FI-S09MD288CZNPY20-Y | SINGLEMODE OS2 (ITU-T G.657.A1) | PLENUM | OFNP | 288 | 14.3 |
| FI-S09MD12CZNPY20-DJ | DOUBLE JACKET SINGLEMODE OS2 (ITU-T G.657.A1) | PLENUM | OFNP | 2 | 4.0 |
| FI-M50MD02CGNPA20 | 50/125 MULTIMODE OM3 | PLENUM | OFNP | 2 | 2.0 |
| FI-M50MD12CGNPA20 | 50/125 MULTIMODE OM3 | PLENUM | OFNP | 12 | 2.0 |
| FI-M50MD24CGNPA20-A | 50/125 MULTIMODE OM3 | PLENUM | OFNP | 24 | 6.3 |
| FI-M50MD36CGNPA20-A | 50/125 MULTIMODE OM3 | PLENUM | OFNP | 36 | 6.3 |
| FI-M50MD48CGNPA20-A | 50/125 MULTIMODE OM3 | PLENUM | OFNP | 48 | 6.6 |

# MICRO-DISTRIBUTION 2MM SUBUNITS

CABLE DATA:

| PART NUMBER | FAMILY | APPLICATION | CABLE RATING | Fiber COUNT | NOMINAL DIAMETER (mm) |
|---|---|---|---|---|---|
| FI-M50MD72CGNPA20-A | 50/125 MULTIMODE OM3 | PLENUM | OFNP | 72 | 8.0 |
| FI-M50MD96CGNPA20-A | 50/125 MULTIMODE OM3 | PLENUM | OFNP | 96 | 9.3 |
| FI-M50MD144CGNPA20-A | 50/125 MULTIMODE OM3 | PLENUM | OFNP | 144 | 10.6 |
| FI-M50MD288CGNPA20-A | 50/125 MULTIMODE OM3 | PLENUM | OFNP | 288 | 14.3 |
| FI-M50MD12CGNPA20-DJ | DOUBLE JACKET 50/125 MULTIMODE OM3 | PLENUM | OFNP | 2 | 4.0 |
| FI-M50MD02C4NPA20 | 50/125 MULTIMODE OM4 | PLENUM | OFNP | 2 | 2.0 |
| FI-M50MD12C4NPA20 | 50/125 MULTIMODE OM4 | PLENUM | OFNP | 12 | 2.0 |
| FI-M50MD24C4NPA20-A | 50/125 MULTIMODE OM4 | PLENUM | OFNP | 24 | 6.3 |
| FI-M50MD36C4NPA20-A | 50/125 MULTIMODE OM4 | PLENUM | OFNP | 36 | 6.3 |
| FI-M50MD48C4NPA20-A | 50/125 MULTIMODE OM4 | PLENUM | OFNP | 48 | 6.6 |
| FI-M50MD72C4NPA20-A | 50/125 MULTIMODE OM4 | PLENUM | OFNP | 72 | 8.0 |
| FI-M50MD96C4NPA20-A | 50/125 MULTIMODE OM4 | PLENUM | OFNP | 96 | 9.3 |
| FI-M50MD144C4NPA20-A | 50/125 MULTIMODE OM4 | PLENUM | OFNP | 144 | 10.6 |
| FI-M50MD288C4NPA20-A | 50/125 MULTIMODE OM4 | PLENUM | OFNP | 288 | 14.3 |
| FI-M50MD12C4NPA20-DJ | DOUBLE JACKET 50/125 MULTIMODE OM4 | PLENUM | OFNP | 2 | 4.0 |
| FI-M50MD02C5NPLG20 | 50/125 MULTIMODE OM5 | PLENUM | OFNP | 2 | 2.0 |
| FI-M50MD12C5NPLG20 | 50/125 MULTIMODE OM5 | PLENUM | OFNP | 12 | 2.0 |
| FI-M50MD24C5NPLG20-LG | 50/125 MULTIMODE OM5 | PLENUM | OFNP | 24 | 6.3 |
| FI-M50MD36C5NPLG20-LG | 50/125 MULTIMODE OM5 | PLENUM | OFNP | 36 | 6.3 |
| FI-M50MD48C5NPLG20-LG | 50/125 MULTIMODE OM5 | PLENUM | OFNP | 48 | 6.6 |
| FI-M50MD72C5NPLG20-LG | 50/125 MULTIMODE OM5 | PLENUM | OFNP | 72 | 8.0 |
| FI-M50MD96C5NPLG20-LG | 50/125 MULTIMODE OM5 | PLENUM | OFNP | 96 | 9.3 |
| FI-M50MD144C5NPLG20-LG | 50/125 MULTIMODE OM5 | PLENUM | OFNP | 144 | 10.6 |
| FI-M50MD288C5NPLG20-LG | 50/125 MULTIMODE OM5 | PLENUM | OFNP | 288 | 14.3 |
| FI-M50MD12C5NPLG20-DJ | DOUBLE JACKET 50/125 MULTIMODE OM5 | PLENUM | OFNP | 2 | 4.0 |

# INDOOR / OUTDOOR DRY LOOSE TUBE

Indoor/Outdoor Loose Tube cable has no gel to complicate the termination process. The Dry Loose Tube technology and UV resistant black jacket allow for general outside applications. OFNR and OFNP rated constructions provide the flexibility to be deployed indoors without code constraints. Color coded inner tubes each containing 2 to 12 colored bare fibers allow for easy identification

## FEATURES:

- Gel-Free water blocked design
- UV protected rugged jacket
- 2 thru 144 fiber count
- Available in all fiber types
- Applications: Riser, Duct, Plenum
- OFNP AND OFNR Operating and Storage Temp: -40°C to 70°C
- 50/125 MULTIMODE, ClearCurve® OM2/OM5 Also available
- Optical fibers compliant with ITU-T G.657.A/B standards

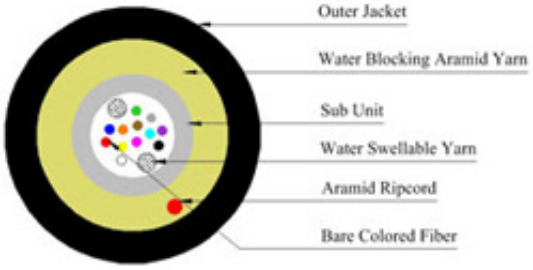


## CABLE DATA:

| PART NUMBER | TYPE | APPLICATION | CABLE RATING | Fiber COUNT | NOMINAL DIAMETER (mm) |
|---|---|---|---|---|---|
| FI-S09DL02CZNRBL25 | SINGLEMODE OS2 (ITU-T G.657.A1) | RISER | OFNR | 2 | 4.8 |
| FI-S09DL06CZNRBL25 | SINGLEMODE OS2 (ITU-T G.657.A1) | RISER | OFNR | 6 | 4.8 |
| FI-S09DL12CZNRBL25 | SINGLEMODE OS2 (ITU-T G.657.A1) | RISER | OFNR | 12 | 4.8 |
| FI-S09DL24CZNRBL25 | SINGLEMODE OS2 (ITU-T G.657.A1) | RISER | OFNR | 24 | 8.5 |
| FI-S09DL36CZNRBL25 | SINGLEMODE OS2 (ITU-T G.657.A1) | RISER | OFNR | 36 | 8.5 |
| FI-S09DL48CZNRBL25 | SINGLEMODE OS2 (ITU-T G.657.A1) | RISER | OFNR | 48 | 8.5 |
| FI-S09DL72CZNRBL25 | SINGLEMODE OS2 (ITU-T G.657.A1) | RISER | OFNR | 72 | 10.4 |
| FI-S09DL96CZNRBL25 | SINGLEMODE OS2 (ITU-T G.657.A1) | RISER | OFNR | 96 | 12.0 |
| FI-S09DL144CZNRBL25 | SINGLEMODE OS2 (ITU-T G.657.A1) | RISER | OFNR | 144 | 13.0 |
| FI-S09DL02CZNPBL25 | SINGLEMODE OS2 (ITU-T G.657.A1) | PLENUM | OFNP | 2 | 4.8 |
| FI-S09DL06CZNPBL25 | SINGLEMODE OS2 (ITU-T G.657.A1) | PLENUM | OFNP | 6 | 4.8 |
| FI-S09DL12CZNPBL25 | SINGLEMODE OS2 (ITU-T G.657.A1) | PLENUM | OFNP | 12 | 4.8 |
| FI-S09DL24CZNPBL25 | SINGLEMODE OS2 (ITU-T G.657.A1) | PLENUM | OFNP | 24 | 8.5 |
| FI-S09DL36CZNPBL25 | SINGLEMODE OS2 (ITU-T G.657.A1) | PLENUM | OFNP | 36 | 8.5 |
| FI-S09DL48CZNPBL25 | SINGLEMODE OS2 (ITU-T G.657.A1) | PLENUM | OFNP | 48 | 8.5 |

# INDOOR / OUTDOOR DRY LOOSE TUBE

CABLE DATA:

| PART NUMBER | FAMILY | APPLICATION | CABLE RATING | Fiber COUNT | NOMINAL DIAMETER (mm) |
|---|---|---|---|---|---|
| FI-S09DL72CZNPBL25 | SINGLEMODE OS2 (ITU-T G.657.A1) | PLENUM | OFNP | 72 | 10.4 |
| FI-S09DL96CZNPBL25 | SINGLEMODE OS2 (ITU-T G.657.A1) | PLENUM | OFNP | 96 | 12.0 |
| FI-S09DL144CZNPBL25 | SINGLEMODE OS2 (ITU-T G.657.A1) | PLENUM | OFNP | 144 | 13.0 |
| FI-M62DL02C3NRBL25 | 62.5/125 MULTIMODE OM1 | RISER | OFNR | 2 | 4.8 |
| FI-M62DL06C3NRBL25 | 62.5/125 MULTIMODE OM1 | RISER | OFNR | 6 | 4.8 |
| FI-M62DL12C3NRBL25 | 62.5/125 MULTIMODE OM1 | RISER | OFNR | 12 | 4.8 |
| FI-M62DL24C3NRBL25 | 62.5/125 MULTIMODE OM1 | RISER | OFNR | 24 | 8.5 |
| FI-M62DL36C3NRBL25 | 62.5/125 MULTIMODE OM1 | RISER | OFNR | 36 | 8.5 |
| FI-M62DL48C3NRBL25 | 62.5/125 MULTIMODE OM1 | RISER | OFNR | 48 | 8.5 |
| FI-M62DL72C3NRBL25 | 62.5/125 MULTIMODE OM1 | RISER | OFNR | 72 | 10.4 |
| FI-M62DL96C3NRBL25 | 62.5/125 MULTIMODE OM1 | RISER | OFNR | 96 | 12.0 |
| FI-M62DL144C3NRBL25 | 62.5/125 MULTIMODE OM1 | RISER | OFNR | 144 | 13.0 |
| FI-M62DL02C3NPBL25 | 62.5/125 MULTIMODE OM1 | PLENUM | OFNP | 2 | 4.8 |
| FI-M62DL06C3NPBL25 | 62.5/125 MULTIMODE OM1 | PLENUM | OFNP | 6 | 4.8 |
| FI-M62DL12C3NPBL25 | 62.5/125 MULTIMODE OM1 | PLENUM | OFNP | 12 | 4.8 |
| FI-M62DL24C3NPBL25 | 62.5/125 MULTIMODE OM1 | PLENUM | OFNP | 24 | 8.5 |
| FI-M62DL36C3NPBL25 | 62.5/125 MULTIMODE OM1 | PLENUM | OFNP | 36 | 8.5 |
| FI-M62DL48C3NPBL25 | 62.5/125 MULTIMODE OM1 | PLENUM | OFNP | 48 | 8.5 |
| FI-M62DL72C3NPBL25 | 62.5/125 MULTIMODE OM1 | PLENUM | OFNP | 72 | 10.4 |
| FI-M62DL96C3NPBL25 | 62.5/125 MULTIMODE OM1 | PLENUM | OFNP | 96 | 12.0 |
| FI-M62DL144C3NPBL25 | 62.5/125 MULTIMODE OM1 | PLENUM | OFNP | 144 | 13.0 |
| FI-M50DL02CGNRBL25 | 50/125 MULTIMODE OM3 | RISER | OFNR | 2 | 4.8 |
| FI-M50DL06CGNRBL25 | 50/125 MULTIMODE OM3 | RISER | OFNR | 6 | 4.8 |
| FI-M50DL12CGNRBL25 | 50/125 MULTIMODE OM3 | RISER | OFNR | 12 | 4.8 |
| FI-M50DL24CGNRBL25 | 50/125 MULTIMODE OM3 | RISER | OFNR | 24 | 8.5 |
| FI-M50DL36CGNRBL25 | 50/125 MULTIMODE OM3 | RISER | OFNR | 36 | 8.5 |
| FI-M50DL48CGNRBL25 | 50/125 MULTIMODE OM3 | RISER | OFNR | 48 | 8.5 |
| FI-M50DL72CGNRBL25 | 50/125 MULTIMODE OM3 | RISER | OFNR | 72 | 10.4 |
| FI-M50DL96CGNRBL25 | 50/125 MULTIMODE OM3 | RISER | OFNR | 96 | 12.0 |
| FI-M50DL144CGNRBL25 | 50/125 MULTIMODE OM3 | RISER | OFNR | 144 | 13.0 |
| FI-M50DL02CGNPBL25 | 50/125 MULTIMODE OM3 | PLENUM | OFNP | 2 | 4.8 |

# INDOOR / OUTDOOR DRY LOOSE TUBE

CABLE DATA:

| PART NUMBER | FAMILY | APPLICATION | CABLE RATING | Fiber COUNT | NOMINAL DIAMETER (mm) |
|---|---|---|---|---|---|
| FI-M50DL06CGNPBL25 | 50/125 MULTIMODE OM3 | PLENUM | OFNP | 6 | 4.8 |
| FI-M50DL12CGNPBL25 | 50/125 MULTIMODE OM3 | PLENUM | OFNP | 12 | 4.8 |
| FI-M50DL24CGNPBL25 | 50/125 MULTIMODE OM3 | PLENUM | OFNP | 24 | 8.5 |
| FI-M50DL36CGNPBL25 | 50/125 MULTIMODE OM3 | PLENUM | OFNP | 36 | 8.5 |
| FI-M50DL48CGNPBL25 | 50/125 MULTIMODE OM3 | PLENUM | OFNP | 48 | 8.5 |
| FI-M50DL72CGNPBL25 | 50/125 MULTIMODE OM3 | PLENUM | OFNP | 72 | 10.4 |
| FI-M50DL96CGNPBL25 | 50/125 MULTIMODE OM3 | PLENUM | OFNP | 96 | 12.0 |
| FI-M50DL144CGNPBL25 | 50/125 MULTIMODE OM3 | PLENUM | OFNP | 144 | 13.0 |
| FI-M50DL02C4NRBL25 | 50/125 MULTIMODE OM4 | RISER | OFNR | 2 | 4.8 |
| FI-M50DL06C4NRBL25 | 50/125 MULTIMODE OM4 | RISER | OFNR | 6 | 4.8 |
| FI-M50DL12C4NRBL25 | 50/125 MULTIMODE OM4 | RISER | OFNR | 12 | 4.8 |
| FI-M50DL24C4NRBL25 | 50/125 MULTIMODE OM4 | RISER | OFNR | 24 | 8.5 |
| FI-M50DL36C4NRBL25 | 50/125 MULTIMODE OM4 | RISER | OFNR | 36 | 8.5 |
| FI-M50DL48C4NRBL25 | 50/125 MULTIMODE OM4 | RISER | OFNR | 48 | 8.5 |
| FI-M50DL72C4NRBL25 | 50/125 MULTIMODE OM4 | RISER | OFNR | 72 | 10.4 |
| FI-M50DL96C4NRBL25 | 50/125 MULTIMODE OM4 | RISER | OFNR | 96 | 12.0 |
| FI-M50DL144C4NRBL25 | 50/125 MULTIMODE OM4 | RISER | OFNR | 144 | 13.0 |
| FI-M50DL02C4NPBL25 | 50/125 MULTIMODE OM4 | PLENUM | OFNP | 2 | 4.8 |
| FI-M50DL06C4NPBL25 | 50/125 MULTIMODE OM4 | PLENUM | OFNP | 6 | 4.8 |
| FI-M50DL12C4NPBL25 | 50/125 MULTIMODE OM4 | PLENUM | OFNP | 12 | 4.8 |
| FI-M50DL24C4NPBL25 | 50/125 MULTIMODE OM4 | PLENUM | OFNP | 24 | 8.5 |
| FI-M50DL36C4NPBL25 | 50/125 MULTIMODE OM4 | PLENUM | OFNP | 36 | 8.5 |
| FI-M50DL48C4NPBL25 | 50/125 MULTIMODE OM4 | PLENUM | OFNP | 48 | 8.5 |
| FI-M50DL72C4NPBL25 | 50/125 MULTIMODE OM4 | PLENUM | OFNP | 72 | 10.4 |
| FI-M50DL96C4NPBL25 | 50/125 MULTIMODE OM4 | PLENUM | OFNP | 96 | 12.0 |
| FI-M50DL144C4NPBL25 | 50/125 MULTIMODE OM4 | PLENUM | OFNP | 144 | 13.0 |

# DISTRIBUTION

Distribution Cables are designed for general indoor use. Available in all fiber types, a thick durable jacket offers excellent strength and protection during installations and restorations. The 900µm color coded tight buffers allow for easy identification and termination. Cables are available in OFNR and OFNP rated constructions and also a LSZH jacket.

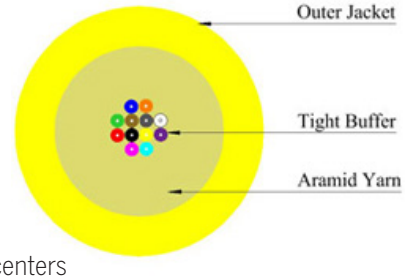


## FEATURES:

- 900µm Tight Buffers
- Aramid Yarn Strength Members
- OFNR and OFNP rated construction
- Exclusive use of Corning® optical fibers
- Jacket print ensures product identification and fiber compatibility
- Buffers strip consistently, helpful for onsite termination
- Durable jacket offers added protection during installation and in rugged use applications
- Applications: Riser, Plenum, General indoor applications, Trunk cable between floors, Data centers
- OFNP Operating Temp: 0°C to 70°C, OFNR Operating Temp: -20°C to 70°C
- Also available: 50/125 MULTIMODE ClearCurve® OM2/OM5, Optical fibers compliant with ITU-T G.657.A/B standards

## CABLE DATA:

| PART NUMBER | TYPE | APPLICATION | CABLE RATING | Fiber COUNT | NOMINAL DIAMETER (mm) |
|---|---|---|---|---|---|
| FI-S09DI02CZNRY44 | SINGLEMODE OS2 (ITU-T G.657.A1) | RISER | OFNR | 2 | 4.4 |
| FI-S09DI04CZNRY44 | SINGLEMODE OS2 (ITU-T G.657.A1) | RISER | OFNR | 4 | 4.4 |
| FI-S09DI06CZNRY48 | SINGLEMODE OS2 (ITU-T G.657.A1) | RISER | OFNR | 6 | 4.8 |
| FI-S09DI08CZNRY58 | SINGLEMODE OS2 (ITU-T G.657.A1) | RISER | OFNR | 8 | 5.8 |
| FI-S09DI12CZNRY58 | SINGLEMODE OS2 (ITU-T G.657.A1) | RISER | OFNR | 12 | 5.8 |
| FI-S09DI24CZNRY78 | SINGLEMODE OS2 (ITU-T G.657.A1) | RISER | OFNR | 24 | 7.8 |
| FI-S09DI48CZNRY-Y | SINGLEMODE OS2 (ITU-T G.657.A1) | RISER | OFNR | 48 | 15.4 |
| FI-S09DI72CZNRY-Y | SINGLEMODE OS2 (ITU-T G.657.A1) | RISER | OFNR | 72 | 20.0 |
| FI-S09DI96CZNRY-Y | SINGLEMODE OS2 (ITU-T G.657.A1) | RISER | OFNR | 96 | 22.9 |
| FI-S09DI144CZNRY-Y | SINGLEMODE OS2 (ITU-T G.657.A1) | RISER | OFNR | 144 | 25.1 |
| FI-S09DI02CZNPY44 | SINGLEMODE OS2 (ITU-T G.657.A1) | PLENUM | OFNP | 2 | 4.4 |
| FI-S09DI04CZNPY44 | SINGLEMODE OS2 (ITU-T G.657.A1) | PLENUM | OFNP | 4 | 4.4 |
| FI-S09DI06CZNPY48 | SINGLEMODE OS2 (ITU-T G.657.A1) | PLENUM | OFNP | 6 | 4.8 |
| FI-S09DI08CZNPY58 | SINGLEMODE OS2 (ITU-T G.657.A1) | PLENUM | OFNP | 8 | 5.8 |
| FI-S09DI12CZNPY58 | SINGLEMODE OS2 (ITU-T G.657.A1) | PLENUM | OFNP | 12 | 5.8 |

# DISTRIBUTION

CABLE DATA:

| PART NUMBER | FAMILY | APPLICATION | CABLE RATING | Fiber COUNT | NOMINAL DIAMETER (mm) |
|---|---|---|---|---|---|
| FI-S09DI24CZNPY78 | SINGLEMODE OS2 (ITU-T G.657.A1) | PLENUM | OFNP | 24 | 7.8 |
| FI-S09DI48CZNPY-Y | SINGLEMODE OS2 (ITU-T G.657.A1) | PLENUM | OFNP | 48 | 15.4 |
| FI-S09DI72CZNPY-Y | SINGLEMODE OS2 (ITU-T G.657.A1) | PLENUM | OFNP | 72 | 20.0 |
| FI-S09DI96CZNPY-Y | SINGLEMODE OS2 (ITU-T G.657.A1) | PLENUM | OFNP | 96 | 22.9 |
| FI-M62DI02C3NRO44 | 62.5/125 MULTIMODE OM1 | RISER | OFNR | 2 | 4.4 |
| FI-M62DI04C3NRO44 | 62.5/125 MULTIMODE OM1 | RISER | OFNR | 4 | 4.4 |
| FI-M62DI06C3NRO48 | 62.5/125 MULTIMODE OM1 | RISER | OFNR | 6 | 4.8 |
| FI-M62DI08C3NRO58 | 62.5/125 MULTIMODE OM1 | RISER | OFNR | 8 | 5.8 |
| FI-M62DI12C3NRO58 | 62.5/125 MULTIMODE OM1 | RISER | OFNR | 12 | 5.8 |
| FI-M62DI24C3NRO78 | 62.5/125 MULTIMODE OM1 | RISER | OFNR | 24 | 7.8 |
| FI-M62DI48C3NRO-O | 62.5/125 MULTIMODE OM1 | RISER | OFNR | 48 | 15.4 |
| FI-M62DI72C3NRO-O | 62.5/125 MULTIMODE OM1 | RISER | OFNR | 72 | 20.0 |
| FI-M62DI96C3NRO-O | 62.5/125 MULTIMODE OM1 | RISER | OFNR | 96 | 22.9 |
| FI-M62DI144C3NRO-O | 62.5/125 MULTIMODE OM1 | RISER | OFNR | 144 | 25.1 |
| FI-M62DI02C3NPO44 | 62.5/125 MULTIMODE OM1 | PLENUM | OFNP | 2 | 4.4 |
| FI-M62DI04C3NPO44 | 62.5/125 MULTIMODE OM1 | PLENUM | OFNP | 4 | 4.4 |
| FI-M62DI06C3NPO48 | 62.5/125 MULTIMODE OM1 | PLENUM | OFNP | 6 | 4.8 |
| FI-M62DI08C3NPO58 | 62.5/125 MULTIMODE OM1 | PLENUM | OFNP | 8 | 5.8 |
| FI-M62DI12C3NPO58 | 62.5/125 MULTIMODE OM1 | PLENUM | OFNP | 12 | 5.8 |
| FI-M62DI24C3NPO78 | 62.5/125 MULTIMODE OM1 | PLENUM | OFNP | 24 | 7.8 |
| FI-M62DI48C3NPO-O | 62.5/125 MULTIMODE OM1 | PLENUM | OFNP | 48 | 15.4 |
| FI-M62DI72C3NPO-O | 62.5/125 MULTIMODE OM1 | PLENUM | OFNP | 72 | 20.0 |
| FI-M62DI96C3NPO-O | 62.5/125 MULTIMODE OM1 | PLENUM | OFNP | 96 | 22.9 |
| FI-M50DI02CGNRA44 | 50/125 MULTIMODE OM3 | RISER | OFNR | 2 | 4.4 |
| FI-M50DI04CGNRA44 | 50/125 MULTIMODE OM3 | RISER | OFNR | 4 | 4.4 |
| FI-M50DI06CGNRA48 | 50/125 MULTIMODE OM3 | RISER | OFNR | 6 | 4.8 |
| FI-M50DI08CGNRA58A | 50/125 MULTIMODE OM3 | RISER | OFNR | 8 | 5.8 |
| FI-M50DI12CGNRA58 | 50/125 MULTIMODE OM3 | RISER | OFNR | 12 | 5.8 |
| FI-M50DI24CGNRA78 | 50/125 MULTIMODE OM3 | RISER | OFNR | 24 | 7.8 |

# DISTRIBUTION

CABLE DATA:

| PART NUMBER | FAMILY | APPLICATION | CABLE RATING | Fiber COUNT | NOMINAL DIAMETER (mm) |
|---|---|---|---|---|---|
| FI-M50DI48CGNRA-A | 50/125 MULTIMODE OM3 | RISER | OFNR | 48 | 15.4 |
| FI-M50DI72CGNRA-A | 50/125 MULTIMODE OM3 | RISER | OFNR | 72 | 20.0 |
| FI-M50DI96CGNRA-A | 50/125 MULTIMODE OM3 | RISER | OFNR | 96 | 22.9 |
| FI-M50DI144CGNRA-A | 50/125 MULTIMODE OM3 | RISER | OFNP | 144 | 25.1 |
| FI-M50DI02CGNPA44 | 50/125 MULTIMODE OM3 | PLENUM | OFNP | 2 | 4.4 |
| FI-M50DI04CGNPA44 | 50/125 MULTIMODE OM3 | PLENUM | OFNP | 4 | 4.4 |
| FI-M50DI06CGNPA48 | 50/125 MULTIMODE OM3 | PLENUM | OFNP | 6 | 4.8 |
| FI-M50DI08CGNPA58 | 50/125 MULTIMODE OM3 | PLENUM | OFNP | 8 | 5.8 |
| FI-M50DI12CGNPA58 | 50/125 MULTIMODE OM3 | PLENUM | OFNP | 12 | 5.8 |
| FI-M50DI24CGNPA78 | 50/125 MULTIMODE OM3 | PLENUM | OFNP | 24 | 7.8 |
| FI-M50DI48CGNPA-A | 50/125 MULTIMODE OM3 | PLENUM | OFNP | 48 | 15.4 |
| FI-M50DI72CGNPA-A | 50/125 MULTIMODE OM3 | PLENUM | OFNP | 72 | 20.0 |
| FI-M50DI96CGNPA-A | 50/125 MULTIMODE OM3 | PLENUM | OFNP | 96 | 22.9 |
| FI-M50DI02C4NRA44 | 50/125 MULTIMODE OM4 | RISER | OFNR | 2 | 4.4 |
| FI-M50DI04C4NRA44 | 50/125 MULTIMODE OM4 | RISER | OFNR | 4 | 4.4 |
| FI-M50DI06C4NRA48 | 50/125 MULTIMODE OM4 | RISER | OFNR | 6 | 4.8 |
| FI-M50DI08C4NRA58 | 50/125 MULTIMODE OM4 | RISER | OFNR | 8 | 5.8 |
| FI-M50DI12C4NRA58 | 50/125 MULTIMODE OM4 | RISER | OFNR | 12 | 5.8 |
| FI-M50DI24C4NRA78 | 50/125 MULTIMODE OM4 | RISER | OFNR | 24 | 7.8 |
| FI-M50DI48C4NRA-A | 50/125 MULTIMODE OM4 | RISER | OFNR | 48 | 15.4 |
| FI-M50DI72C4NRA-A | 50/125 MULTIMODE OM4 | RISER | OFNR | 72 | 20.0 |
| FI-M50DI96C4NRA-A | 50/125 MULTIMODE OM4 | RISER | OFNR | 96 | 22.9 |
| FI-M50DI144C4NRA-A | 50/125 MULTIMODE OM4 | RISER | OFNR | 144 | 25.1 |
| FI-M50DI02C4NPA44 | 50/125 MULTIMODE OM4 | PLENUM | OFNP | 2 | 4.4 |
| FI-M50DI04C4NPA44 | 50/125 MULTIMODE OM4 | PLENUM | OFNP | 4 | 4.4 |
| FI-M50DI06C4NPA48 | 50/125 MULTIMODE OM4 | PLENUM | OFNP | 6 | 4.8 |
| FI-M50DI08C4NPA58 | 50/125 MULTIMODE OM4 | PLENUM | OFNP | 8 | 5.8 |
| FI-M50DI12C4NPA58 | 50/125 MULTIMODE OM4 | PLENUM | OFNP | 12 | 5.8 |
| FI-M50DI24C4NPA78 | 50/125 MULTIMODE OM4 | PLENUM | OFNP | 24 | 7.8 |
| FI-M50DI48C4NPA-A | 50/125 MULTIMODE OM4 | PLENUM | OFNP | 48 | 15.4 |
| FI-M50DI72C4NPA-A | 50/125 MULTIMODE OM4 | PLENUM | OFNP | 72 | 20.0 |
| FI-M50DI96C4NPA-A | 50/125 MULTIMODE OM4 | PLENUM | OFNP | 96 | 22.9 |

# INDOOR / OUTDOOR

A UV resistant jacket available in OFNR or OFNP constructions allow indoor/outdoor cables to be used for general indoor applications without fire code constraints while have the flexibility for outdoor deployment. Constructions consist of 900µm color coded tight buffers and water blocking aramid yarn.

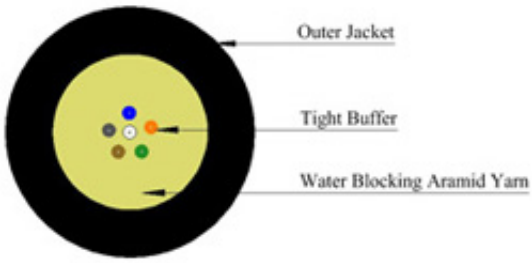


## FEATURES:

- 900µm Tight Buffers
- Water blocking aramid yarn strength members
- UV resistant jacket, OFNR and OFNP rated construction
- Exclusive use of Corning® optical fibers
- Jacket print ensures product identification and fiber compatibility
- Buffers strip consistently, helpful for onsite termination
- Durable jacket offers added protection during installation and in rugged use applications
- Applications: General indoor and outdoor use, Between buildings, Underground in a conduit, Duct, General Purpose, Riser, Plenum
- OFNP and OFNR Operating Temperature: -40°C to 70°C
- Also Available: 50/125 MULTIMODE ClearCurve® OM2/OM5, Optical fibers compliant with, ITU-T G.657.A/B standards

## CABLE DATA:

| PART NUMBER | TYPE | APPLICATION | CABLE RATING | Fiber COUNT | NOMINAL DIAMETER (mm) |
|---|---|---|---|---|---|
| FI-S09I002CZNRBL44 | SINGLEMODE OS2 (ITU-T G.657.A1) | RISER | OFNR | 2 | 4.4 |
| FI-S09I004CZNRBL44 | SINGLEMODE OS2 (ITU-T G.657.A1) | RISER | OFNR | 4 | 4.4 |
| FI-S09I006CZNRBL48 | SINGLEMODE OS2 (ITU-T G.657.A1) | RISER | OFNR | 6 | 4.8 |
| FI-S09I008CZNRBL58 | SINGLEMODE OS2 (ITU-T G.657.A1) | RISER | OFNR | 8 | 5.8 |
| FI-S09I012CZNRBL58 | SINGLEMODE OS2 (ITU-T G.657.A1) | RISER | OFNR | 12 | 5.8 |
| FI-S09I024CZNRBL78 | SINGLEMODE OS2 (ITU-T G.657.A1) | RISER | OFNR | 24 | 7.8 |
| FI -S09I048CZNRBL | SINGLEMODE OS2 (ITU-T G.657.A1) | RISER | OFNR | 48 | 15.4 |
| FI-S09I072CZNRBL | SINGLEMODE OS2 (ITU-T G.657.A1) | RISER | OFNR | 72 | 20.0 |
| FI-S09I096CZNRBL | SINGLEMODE OS2 (ITU-T G.657.A1) | RISER | OFNR | 96 | 22.9 |
| FI-S09I0144CZNRBL | SINGLEMODE OS2 (ITU-T G.657.A1) | RISER | OFNR | 144 | 25.1 |
| FI-S09I002CZNPBL44 | SINGLEMODE OS2 (ITU-T G.657.A1) | PLENUM | OFNP | 2 | 4.4 |
| FI-S09I004CZNPBL44 | SINGLEMODE OS2 (ITU-T G.657.A1) | PLENUM | OFNP | 4 | 4.4 |
| FI-S09I006CZNPBL48 | SINGLEMODE OS2 (ITU-T G.657.A1) | PLENUM | OFNP | 6 | 4.8 |
| FI-S09I008CZNPBL58 | SINGLEMODE OS2 (ITU-T G.657.A1) | PLENUM | OFNP | 8 | 5.8 |

# INDOOR / OUTDOOR

CABLE DATA:

| PART NUMBER | TYPE | APPLICATION | CABLE RATING | Fiber COUNT | NOMINAL DIAMETER (mm) |
|---|---|---|---|---|---|
| FI-S09IO12CZNPBL58 | SINGLEMODE OS2 (ITU-T G.657.A1) | PLENUM | OFNP | 12 | 5.8 |
| FI-S09IO24CZNPBL78 | SINGLEMODE OS2 (ITU-T G.657.A1) | PLENUM | OFNP | 24 | 7.8 |
| FI-S09IO48CZNPBL | SINGLEMODE OS2 (ITU-T G.657.A1) | PLENUM | OFNP | 48 | 15.4 |
| FI-S09IO72CZNPBL | SINGLEMODE OS2 (ITU-T G.657.A1) | PLENUM | OFNP | 72 | 20.0 |
| FI-S09IO96CZNPBL | SINGLEMODE OS2 (ITU-T G.657.A1) | PLENUM | OFNP | 96 | 22.9 |
| FI-M62IO02C3NRBL44 | 62.5/125 MULTIMODE OM1 | RISER | OFNR | 2 | 4.4 |
| FI-M62IO04C3NRBL44 | 62.5/125 MULTIMODE OM1 | RISER | OFNR | 4 | 4.4 |
| FI-M62IO06C3NRBL48 | 62.5/125 MULTIMODE OM1 | RISER | OFNR | 6 | 4.8 |
| FI-M62IO08C3NRBL58 | 62.5/125 MULTIMODE OM1 | RISER | OFNR | 8 | 5.8 |
| FI-M62IO12C3NRBL58 | 62.5/125 MULTIMODE OM1 | RISER | OFNR | 12 | 5.8 |
| FI-M62IO24C3NRBL78 | 62.5/125 MULTIMODE OM1 | RISER | OFNR | 24 | 7.8 |
| FI-M62IO48C3NRBL | 62.5/125 MULTIMODE OM1 | RISER | OFNR | 48 | 15.4 |
| FI-M62IO72C3NRBL | 62.5/125 MULTIMODE OM1 | RISER | OFNR | 72 | 20.0 |
| FI-M62IO96C3NRBL | 62.5/125 MULTIMODE OM1 | RISER | OFNR | 96 | 22.9 |
| FI-M62IO144C3NRBL | 62.5/125 MULTIMODE OM1 | RISER | OFNR | 144 | 25.1 |
| FI-M62IO02C3NPBL44 | 62.5/125 MULTIMODE OM1 | PLENUM | OFNP | 2 | 4.4 |
| FI-M62IO04C3NPBL44 | 62.5/125 MULTIMODE OM1 | PLENUM | OFNP | 4 | 4.4 |
| FI-M62IO06C3NPBL48 | 62.5/125 MULTIMODE OM1 | PLENUM | OFNP | 6 | 4.8 |
| FI-M62IO08C3NPBL58 | 62.5/125 MULTIMODE OM1 | PLENUM | OFNP | 8 | 5.8 |
| FI-M62IO12C3NPBL58 | 62.5/125 MULTIMODE OM1 | PLENUM | OFNP | 12 | 5.8 |
| FI-M62IO24C3NPBL78 | 62.5/125 MULTIMODE OM1 | PLENUM | OFNP | 24 | 7.8 |
| FI-M62IO48C3NPBL | 62.5/125 MULTIMODE OM1 | PLENUM | OFNP | 48 | 15.4 |
| FI-M62IO72C3NPBL | 62.5/125 MULTIMODE OM1 | PLENUM | OFNP | 72 | 20.0 |
| FI-M62IO96C3NPBL | 62.5/125 MULTIMODE OM1 | PLENUM | OFNP | 96 | 22.9 |
| FI-M50IO02CGNRBL44 | 50/125 MULTIMODE OM3 | RISER | OFNR | 2 | 4.4 |
| FI-M50IO04CGNRBL44 | 50/125 MULTIMODE OM3 | RISER | OFNR | 4 | 4.4 |
| FI-M50IO06CGNRBL48 | 50/125 MULTIMODE OM3 | RISER | OFNR | 6 | 4.8 |
| FI-M50IO08CGNRBL58 | 50/125 MULTIMODE OM3 | RISER | OFNR | 8 | 5.8 |

# INDOOR / OUTDOOR

CABLE DATA:

| PART NUMBER | FAMILY | APPLICATION | CABLE RATING | Fiber COUNT | NOMINAL DIAMETER (mm) |
|---|---|---|---|---|---|
| FI-M50IO12CGNRBL78 | 50/125 MULTIMODE OM3 | RISER | OFNR | 12 | 5.8 |
| FI-M50IO24CGNRBL78 | 50/125 MULTIMODE OM3 | RISER | OFNR | 24 | 7.8 |
| FI-M50IO48CGNRBL | 50/125 MULTIMODE OM3 | RISER | OFNR | 48 | 15.4 |
| FI-M50IO72CGNRBL | 50/125 MULTIMODE OM3 | RISER | OFNR | 72 | 20 |
| FI-M50IO96CGNRBL | 50/125 MULTIMODE OM3 | RISER | OFNR | 96 | 22.9 |
| FI-M50IO144CGNRBL | 50/125 MULTIMODE OM3 | RISER | OFNR | 144 | 25.1 |
| FI-M50IO02CGNPBL44 | 50/125 MULTIMODE OM3 | PLENUM | OFNP | 2 | 4.4 |
| FI-M50IO04CGNPBL44 | 50/125 MULTIMODE OM3 | PLENUM | OFNP | 4 | 4.4 |
| FI-M50IO06CGNPBL48 | 50/125 MULTIMODE OM3 | PLENUM | OFNP | 6 | 4.8 |
| FI-M50IO08CGNPBL58 | 50/125 MULTIMODE OM3 | PLENUM | OFNP | 8 | 5.8 |
| FI-M50IO12CGNPBL58 | 50/125 MULTIMODE OM3 | PLENUM | OFNP | 12 | 5.8 |
| FI-M50IO24CGNPBL78 | 50/125 MULTIMODE OM3 | PLENUM | OFNP | 24 | 7.8 |
| FI-M50IO48CGNPBL | 50/125 MULTIMODE OM3 | PLENUM | OFNP | 48 | 15.4 |
| FI-M50IO72CGNPBL | 50/125 MULTIMODE OM3 | PLENUM | OFNP | 72 | 20.0 |
| FI-M50IO96CGNPBL | 50/125 MULTIMODE OM3 | PLENUM | OFNP | 96 | 22.9 |
| FI-M50IO02C4NRBL44 | 50/125 MULTIMODE OM4 | RISER | OFNR | 2 | 4.4 |
| FI-M50IO04C4NRBL44 | 50/125 MULTIMODE OM4 | RISER | OFNR | 4 | 4.4 |
| FI-M50IO06C4NRBL48 | 50/125 MULTIMODE OM4 | RISER | OFNR | 6 | 4.8 |
| FI-M50IO08C4NRBL58 | 50/125 MULTIMODE OM4 | RISER | OFNR | 8 | 5.8 |
| FI-M50IO12C4NRBL58 | 50/125 MULTIMODE OM4 | RISER | OFNR | 12 | 5.8 |
| FI-M50IO24C4NRBL78 | 50/125 MULTIMODE OM4 | RISER | OFNR | 24 | 7.8 |
| FI-M50IO48C4NRBL | 50/125 MULTIMODE OM4 | RISER | OFNR | 48 | 15.4 |
| FI-M50IO72C4NRBL | 50/125 MULTIMODE OM4 | RISER | OFNR | 72 | 20.0 |
| FI-M50IO96C4NRBL | 50/125 MULTIMODE OM4 | RISER | OFNR | 96 | 22.9 |
| FI-M50IO144C4NRBL | 50/125 MULTIMODE OM4 | RISER | OFNR | 144 | 25.1 |
| FI-M50IO02C4NPBL44 | 50/125 MULTIMODE OM4 | PLENUM | OFNP | 2 | 4.4 |
| FI-M50IO04C4NPBL44 | 50/125 MULTIMODE OM4 | PLENUM | OFNP | 4 | 4.4 |
| FI-M50IO06C4NPBL48 | 50/125 MULTIMODE OM4 | PLENUM | OFNP | 6 | 4.8 |
| FI-M50IO08C4NPBL58 | 50/125 MULTIMODE OM4 | PLENUM | OFNP | 8 | 5.8 |
| FI-M50IO12C4NPBL58 | 50/125 MULTIMODE OM4 | PLENUM | OFNP | 12 | 5.8 |
| FI-M50IO24C4NPBL78 | 50/125 MULTIMODE OM4 | PLENUM | OFNP | 24 | 7.8 |
| FI-M50IO48C4NPBL | 50/125 MULTIMODE OM4 | PLENUM | OFNP | 48 | 15.4 |
| FI-M50IO72C4NPBL | 50/125 MULTIMODE OM4 | PLENUM | OFNP | 72 | 20.0 |
| FI-M50IO96C4NPBL | 50/125 MULTIMODE OM4 | PLENUM | OFNP | 96 | 22.9 |

# DUPLEX

Duplex cables are designed for general patch cord production where consistency and uniformity are vital for fast, efficient terminations. Duplex cables are offered in several outside diameter sizes and meet all tooling and termination requirements.

## FEATURES:

- 3mm, 2mm, 1.8mm, 1.6mm and 1.2mm OD sizes meet all patch cord applications
- Easy strip-ability of tight buffer
- Applications: Patch cord production, Data centers, Indoor point to point connections, Riser, and Plenum
- OFNP Operating Temp: 0°C to 70°C, OFNR Operating Temp: -20°C to 70°C
- Also available: LSZH Jacket, 50/125 MULTIMODE, ClearCurve® OM2 , Optical fibers compliant with ITU-T G.657.A/B standards

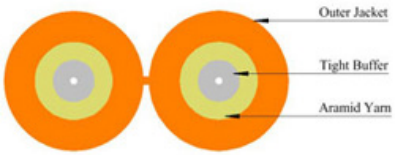


## CABLE DATA:

| PART NUMBER | TYPE | FIBER TYPE | CABLE RATING | Fiber COUNT | NOMINAL DIAMETER (mm) |
|---|---|---|---|---|---|
| FI-S09DX02CZNPY | 3.0MM ZIP | SM | OFNP | 2 | 2.95 x 6.1 |
| FI-S09DX02CZNRY | 3.0MM ZIP | SM | OFNR | 2 | 2.95 x 6.1 |
| FI-M62DX02C3NPO | 3.0MM ZIP | OM1 | OFNP | 2 | 2.95 x 6.1 |
| FI-M62DX02C3NRO | 3.0MM ZIP | OM1 | OFNR | 2 | 2.95 x 6.1 |
| FI-M50DX02CGNPA | 3.0MM ZIP | OM3 | OFNP | 2 | 2.95 x 6.1 |
| FI-M50DX02CGNRA | 3.0MM ZIP | OM3 | OFNR | 2 | 2.95 x 6.1 |
| FI-M50DX02C4NPA | 3.0MM ZIP | OM4 | OFNP | 2 | 2.95 x 6.1 |
| FI-M50DX02C4NRA | 3.0MM ZIP | OM4 | OFNP | 2 | 2.95 x 6.1 |
| FI-M50DX02C5NPLG | 3.0MM ZIP | OM5 | OFNP | 2 | 2.95 x 6.1 |
| FI-M50DX02C5NRLG | 3.0MM ZIP | OM5 | OFNR | 2 | 2.95 x 6.1 |
| FI-S09DX02CZNPY20 | 2.0MM ZIP | SM | OFNP | 2 | 1.95 x 4.1 |
| FI-S09DX02CZNRY20 | 2.0MM ZIP | SM | OFNR | 2 | 1.95 x 4.1 |
| FI-M62DX02C3NPO20 | 2.0MM ZIP | OM1 | OFNP | 2 | 1.95 x 4.1 |
| FI-M62DX02C3NRO20 | 2.0MM ZIP | OM1 | OFNR | 2 | 1.95 x 4.1 |
| FI-M50DX02CGNPA20 | 2.0MM ZIP | OM3 | OFNP | 2 | 1.95 x 4.1 |
| FI-M50DX02CGNRA20 | 2.0MM ZIP | OM3 | OFNR | 2 | 1.95 x 4.1 |
| FI-M50DX02C4NPA20 | 2.0MM ZIP | OM4 | OFNP | 2 | 1.95 x 4.1 |
| FI-M50DX02C4NRA20 | 2.0MM ZIP | OM4 | OFNR | 2 | 1.95 x 4.1 |
| FI-M50DX02C5NPLG20 | 2.0MM ZIP | OM5 | OFNP | 2 | 1.95 x 4.1 |
| FI-M50DX02C5NRLG20 | 2.0MM ZIP | OM5 | OFNR | 2 | 1.95 x 4.1 |
| FI-S09DX02CZNPY18 | 1.8MM ZIP | SM | OFNP | 2 | 1.80 x 3.7 |
| FI-S09DX02CZNRY18 | 1.8MM ZIP | SM | OFNR | 2 | 1.80 x 3.7 |
| FI-M62DX02C3NPO18 | 1.8MM ZIP | OM1 | OFNP | 2 | 1.80 x 3.7 |

# DUPLEX

CABLE DATA:

| PART NUMBER | FAMILY | FIBER TYPE | CABLE RATING | Fiber COUNT | NOMINAL DIAMETER mm |
|---|---|---|---|---|---|
| FI-M50DX02CGNPA18 | 1.8MM ZIP | OM3 | OFNP | 2 | 1.80 x 3.7 |
| FI-M50DX02CGNRA18 | 1.8MM ZIP | OM3 | OFNR | 2 | 1.80 x 3.7 |
| FI-M50DX02C4NPA18 | 1.8MM ZIP | OM4 | OFNP | 2 | 1.80 x 3.7 |
| FI-M50DX02C4NRA18 | 1.8MM ZIP | OM4 | OFNR | 2 | 1.80 x 3.7 |
| FI-M50DX02C5NPLG18 | 1.8MM ZIP | OM5 | OFNP | 2 | 1.80 x 3.7 |
| FI-M50DX02C5NRLG18 | 1.8MM ZIP | OM5 | OFNR | 2 | 1.80 x 3.7 |
| FI-S09DX02CZNPY16 | 1.6MM ZIP | SM | OFNP | 2 | 1.60 x 3.3 |
| FI-S09DX02CZNRY16 | 1.6MM ZIP | SM | OFNR | 2 | 1.60 x 3.3 |
| FI-M62DX02C3NPO16 | 1.6MM ZIP | OM1 | OFNP | 2 | 1.60 x 3.3 |
| FI-M62DX02C3NRO16 | 1.6MM ZIP | OM1 | OFNR | 2 | 1.60 x 3.3 |
| FI-M50DX02CGNPA16 | 1.6MM ZIP | OM3 | OFNP | 2 | 1.60 x 3.3 |
| FI-M50DX02CGNRA16 | 1.6MM ZIP | OM3 | OFNR | 2 | 1.60 x 3.3 |
| FI-M50DX02C4NPA16 | 1.6MM ZIP | OM4 | OFNP | 2 | 1.60 x 3.3 |
| FI-M50DX02C4NRA16 | 1.6MM ZIP | OM4 | OFNR | 2 | 1.60 x 3.3 |
| FI-M50DX02C5NPLG16 | 1.6MM ZIP | OM5 | OFNP | 2 | 1.60 x 3.3 |
| FI-M50DX02C5NRLG16 | 1.6MM ZIP | OM5 | OFNR | 2 | 1.60 x 3.3 |
| FI-S09DX02CZNPY12 | 1.2MM ZIP | SM | OFNP | 2 | 1.20 x 2.45 |
| FI-M62DX02C3NPO12 | 1.2MM ZIP | OM1 | OFNP | 2 | 1.20 x 2.45 |
| FI-M50DX02CGNPA12 | 1.2MM ZIP | OM3 | OFNP | 2 | 1.20 x 2.45 |
| FI-M50DX02C4NPA12 | 1.2MM ZIP | OM4 | OFNP | 2 | 1.20 x 2.45 |
| FI-M50DX02C5NPLG12 | 1.2MM ZIP | OM5 | OFNP | 2 | 1.20 x 2.45 |
| FI-S09RX02CZNPY | 3.0MM ROUND DUPLEX | SM | OFNP | 2 | 2.85 |
| FI-S09RX02CZNRY | 3.0MM ROUND DUPLEX | SM | OFNR | 2 | 2.85 |
| FI-M62RX02C3NPO | 3.0MM ROUND DUPLEX | OM1 | OFNP | 2 | 2.85 |
| FI-M62RX02C3NRO | 3.0MM ROUND DUPLEX | OM1 | OFNR | 2 | 2.85 |
| FI-M50RX02CGNPA | 3.0MM ROUND DUPLEX | OM3 | OFNP | 2 | 2.85 |
| FI-M50RX02CGNRA | 3.0MM ROUND DUPLEX | OM3 | OFNR | 2 | 2.85 |
| FI-M50RX02C4NPA | 3.0MM ROUND DUPLEX | OM4 | OFNP | 2 | 2.85 |
| FI-M50RX02C4NRA | 3.0MM ROUND DUPLEX | OM4 | OFNR | 2 | 2.85 |
| FI-M50RX02C5NPLG | 3.0MM ROUND DUPLEX | OM5 | OFNP | 2 | 2.85 |
| FI-M50RX05C4NRLG | 3.0MM ROUND DUPLEX | OM5 | OFNR | 2 | 2.85 |

# SIMPLEX

Simplex Cables are designed for general patch cord production where consistency and uniformity are vital for fast efficient terminations. Simplex cables are offered in several outside diameter sizes to meet all tooling and termination requirements.

## FEATURES:

- 3mm, 2mm, 1.8mm, 1.6mm and 1.2mm OD sizes meet all patch cord applications
- Easy strip-ability of tight buffer
- Applications: Patch cord production, Data centers, Indoor point to point connections, Riser, Plenum
- OFNP Operating Temp: 0°C to 70°C, OFNR Operating Temp: -20°C to 70°C
- Also available: LSZH Jacket, 50/125 MULTIMODE ClearCurve® OM2, Optical fibers compliant with ITU-T G.657.A/B standards

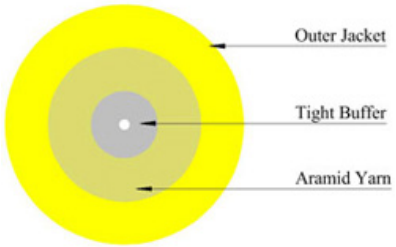


## CABLE DATA:

| PART NUMBER | TYPE | FIBER TYPE | CABLE RATING | Fiber COUNT | NOMINAL DIAMETER (mm) |
|---|---|---|---|---|---|
| FI-S09SX01CZNPY | 3.0MM | SM | OFNP | 1 | 2.95 |
| FI-S09SX01CZNRY | 3.0MM | SM | OFNR | 1 | 2.95 |
| FI-M62SX01C3NPO | 3.0MM | OM1 | OFNP | 1 | 2.95 |
| FI-M62SX01C3NRO | 3.0MM | OM1 | OFNR | 1 | 2.95 |
| FI-M50SX01CGNPA | 3.0MM | OM3 | OFNP | 1 | 2.95 |
| FI-M50SX01CGNRA | 3.0MM | OM3 | OFNR | 1 | 2.95 |
| FI-M50SX01C4NPA | 3.0MM | OM4 | OFNP | 1 | 2.95 |
| FI-M50SX01C4NRA | 3.0MM | OM4 | OFNR | 1 | 2.95 |
| FI-M50SX01C5NPLG | 3.0MM | OM5 | OFNP | 1 | 2.95 |
| FI-M50SX01C5NRLG | 3.0MM | OM5 | OFNR | 1 | 2.95 |
| FI-S09SX01CZNPY20 | 2.0MM | SM | OFNP | 1 | 1.95 |
| FI-S09SX01CZNRY20 | 2.0MM | SM | OFNR | 1 | 1.95 |
| FI-M62SX01C3NPO20 | 2.0MM | OM1 | OFNP | 1 | 1.95 |
| FI-M62SX01C3NRO20 | 2.0MM | OM1 | OFNR | 1 | 1.95 |
| FI-M50SX01CGNPA20 | 2.0MM | OM3 | OFNP | 1 | 1.95 |
| FI-M50SX01CGNRA20 | 2.0MM | OM3 | OFNR | 1 | 1.95 |
| FI-M50SX01C4NPA20 | 2.0MM | OM4 | OFNP | 1 | 1.95 |
| FI-M50SX01C4NRA20 | 2.0MM | OM4 | OFNR | 1 | 1.95 |
| FI-M50SX01C5NPLG20 | 2.0MM | OM5 | OFNP | 1 | 1.95 |
| FI-M50SX01C5NRLG20 | 2.0MM | OM5 | OFNR | 1 | 1.95 |
| FI-S09SX01CZNPY18 | 1.8MM | SM | OFNP | 1 | 1.95 |

# SIMPLEX

CABLE DATA:

| PART NUMBER | FAMILY | FIBER TYPE | CABLE RATING | Fiber COUNT | NOMINAL DIAMETER mm |
|---|---|---|---|---|---|
| FI-S09SX01CZNRY18 | 1.8MM | SM | OFNR | 1 | 1.80 |
| FI-M62SX01C3NPO18 | 1.8MM | OM1 | OFNP | 1 | 1.80 |
| FI-M62SX01C3NRO18 | 1.8MM | OM1 | OFNR | 1 | 1.80 |
| FI-M50SX01CGNPA18 | 1.8MM | OM3 | OFNP | 1 | 1.80 |
| FI-M50SX01CGNRA18 | 1.8MM | OM3 | OFNR | 1 | 1.80 |
| FI-M50SX01C4NPA18 | 1.8MM | OM4 | OFNP | 1 | 1.80 |
| FI-M50SX01C4NRA18 | 1.8MM | OM4 | OFNR | 1 | 1.8 |
| FI-M50SX01C5NPLG18 | 1.8MM | OM5 | OFNP | 1 | 1.8 |
| FI-M50SX01C5NRLG18 | 1.8MM | OM5 | OFNR | 1 | 1.8 |
| FI-S09SX01CZNPY16 | 1.6MM | SM | OFNP | 1 | 1.6 |
| FI-S09SX01CZNRY16 | 1.6MM | SM | OFNR | 1 | 1.6 |
| FI-M62SX01C3NPO16 | 1.6MM | OM1 | OFNP | 1 | 1.6 |
| FI-M62SX01C3NRO16 | 1.6MM | OM1 | OFNR | 1 | 1.6 |
| FI-M50SX01CGNPA16 | 1.6MM | OM3 | OFNP | 1 | 1.6 |
| FI-M50SX01CGNRA16 | 1.6MM | OM3 | OFNR | 1 | 1.6 |
| FI-M50SX01C4NPA16 | 1.6MM | OM4 | OFNP | 1 | 1.6 |
| FI-M50SX01C4NRA16 | 1.6MM | OM4 | OFNR | 1 | 1.6 |
| FI-M50SX01C5NPLG16 | 1.6MM | OM5 | OFNP | 1 | 1.6 |
| FI-M50SX01C5NRLG16 | 1.6MM | OM5 | OFNR | 1 | 1.6 |
| FI-S09SX01CZNPY12 | 1.2MM | SM | OFNP | 1 | 1.2 |
| FI-M62SX01C3NPO12 | 1.2MM | OM1 | OFNP | 1 | 1.2 |
| FI-M50SX01CGNPO12 | 1.2MM | OM3 | OFNP | 1 | 1.2 |
| FI-M50SX01C4NPA12 | 1.2MM | OM4 | OFNP | 1 | 1.2 |
| FI-M50SX01C5NPLG12 | 1.2MM | OM5 | OFNR | 1 | 1.2 |

# BREAKOUT CABLE

Breakout cable consists of 2mm subunits (other sizes available) with 900µm tight buffers. Combining strength, flexibility and no need for fan-out kits or tubing when terminating, these rugged cables are ideal for indoor and indoor/outdoor applications. We offer Breakout cables from 2-18 fiber constructions with OFNR and OFNP ratings.

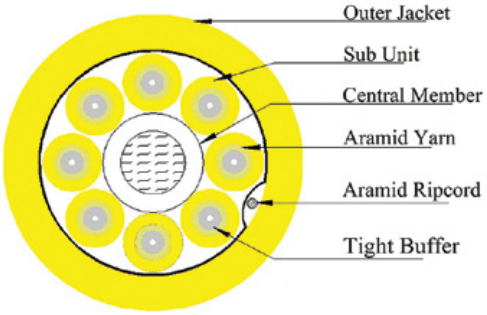


## FEATURES:

- 2.0mm sub-units
- 900um tight buffered
- Flame Ratings – UL1666 (Riser) and NFPA262 (Plenum).
- Available in all fiber types
- Available in both Riser or Plenum ratings
- Color coded sub-units available as requested
- Meets the application requirement of National Electric Code (NEC) Article 770 and are OFNP and OFNR listed.
- Applications: Office Cabling, Computer room, Riser, Plenum
- OFNP Operating Temp: 0°C to 70°C, OFNR Operating Temp: -20°C to 70°C
- Also available: 50/125 MULTIMODE, ClearCurve® OM2/OM5, Optical fibers compliant with ITU-T G.657.A/B standards. LSZH Jacket, Indoor/Outdoor Breakout

## CABLE DATA:

| PART NUMBER | TYPE | APPLICATION | CABLE RATING | Fiber COUNT | NOMINAL DIAMETER (mm) |
|---|---|---|---|---|---|
| FI-S09BK02CZNRY20-Y | SINGLEMODE OS2 (ITU-T G.657.A1) | RISER | OFNR | 2 | 8.8 |
| FI-S09BK04CZNRY20-Y | SINGLEMODE OS2 (ITU-T G.657.A1) | RISER | OFNR | 4 | 8.8 |
| FI-S09BK06CZNRY20-Y | SINGLEMODE OS2 (ITU-T G.657.A1) | RISER | OFNR | 6 | 9.0 |
| FI-S09BK08CZNRY20-Y | SINGLEMODE OS2 (ITU-T G.657.A1) | RISER | OFNR | 8 | 9.6 |
| FI-S09BK12CZNRY20-Y | SINGLEMODE OS2 (ITU-T G.657.A1) | RISER | OFNR | 12 | 10.7 |
| FI-S09BK18CZNRY20-Y | SINGLEMODE OS2 (ITU-T G.657.A1) | RISER | OFNR | 18 | 12.8 |
| FI-S09BK02CZNPY20-Y | SINGLEMODE OS2 (ITU-T G.657.A1) | PLENUM | OFNP | 2 | 8.8 |
| FI-S09BK04CZNPY20-Y | SINGLEMODE OS2 (ITU-T G.657.A1) | PLENUM | OFNP | 4 | 8.8 |
| FI-S09BK06CZNPY20-Y | SINGLEMODE OS2 (ITU-T G.657.A1) | PLENUM | OFNP | 6 | 90 |
| FI-S09BK08CZNPY20-Y | SINGLEMODE OS2 (ITU-T G.657.A1) | PLENUM | OFNP | 8 | 9.6 |
| FI-S09BK12CZNPY20-Y | SINGLEMODE OS2 (ITU-T G.657.A1) | PLENUM | OFNP | 12 | 10.7 |
| FI-M62BK02C3NRO20-O | 62.5/125 MULTIMODE OM1 | RISER | OFNR | 2 | 8.8 |
| FI-M62BK04C3NRO20-O | 62.5/125 MULTIMODE OM1 | RISER | OFNR | 4 | 8.8 |
| FI-M62BK06C3NRO20-O | 62.5/125 MULTIMODE OM1 | RISER | OFNR | 6 | 9.0 |

# BREAKOUT CABLE

CABLE DATA:

| PART NUMBER | TYPE | APPLICATION | CABLE RATING | Fiber COUNT | NOMINAL DIAMETER (mm) |
|---|---|---|---|---|---|
| FI-M62BK08C3NRO20-O | 62.5/125 MULTIMODE OM1 | RISER | OFNR | 8 | 9.6 |
| FI-M62BK12C3NRO20-O | 62.5/125 MULTIMODE OM1 | RISER | OFNR | 12 | 10.7 |
| FI-M62BK18C3NRO20-O | 62.5/125 MULTIMODE OM1 | RISER | OFNR | 18 | 12.8 |
| FI-M62BK02C3NPO20-O | 62.5/125 MULTIMODE OM1 | PLENUM | OFNP | 2 | 8.8 |
| FI-M62BK04C3NPO20-O | 62.5/125 MULTIMODE OM1 | PLENUM | OFNP | 4 | 8.8 |
| FI-M62BK06C3NPO20-O | 62.5/125 MULTIMODE OM1 | PLENUM | OFNP | 6 | 9.0 |
| FI-M62BK08C3NPO20-O | 62.5/125 MULTIMODE OM1 | PLENUM | OFNP | 8 | 9.6 |
| FI-M62BK12C3NPO20-O | 62.5/125 MULTIMODE OM1 | PLENUM | OFNP | 12 | 10.7 |
| FI-M50BK02CGNRA20-A | 50/125 MULTIMODE OM3 | RISER | OFNR | 2 | 8.8 |
| FI-M50BK04CGNRA20-A | 50/125 MULTIMODE OM3 | RISER | OFNR | 4 | 8.8 |
| FI-M50BK06CGNRA20-A | 50/125 MULTIMODE OM3 | RISER | OFNR | 6 | 9.0 |
| FI-M50BK08CGNRA20-A | 50/125 MULTIMODE OM3 | RISER | OFNR | 8 | 9.6 |
| FI-M50BK12CGNRA20-A | 50/125 MULTIMODE OM3 | RISER | OFNR | 12 | 10.7 |
| FI-M50BK18CGNRA20-A | 50/125 MULTIMODE OM3 | RISER | OFNR | 18 | 12.7 |
| FI-M50BK02CGNPA20-A | 50/125 MULTIMODE OM3 | PLENUM | OFNP | 2 | 8.8 |
| FI-M50BK04CGNPA20-A | 50/125 MULTIMODE OM3 | PLENUM | OFNP | 4 | 8.8 |
| FI-M50BK06CGNPA20-A | 50/125 MULTIMODE OM3 | PLENUM | OFNP | 6 | 9.0 |
| FI-M50BK08CGNPA20-A | 50/125 MULTIMODE OM3 | PLENUM | OFNP | 8 | 9.6 |
| FI-M50BK12CGNPA20-A | 50/125 MULTIMODE OM3 | PLENUM | OFNP | 12 | 10.7 |
| FI-M50BK02C4NRA20-A | 50/125 MULTIMODE OM4 | RISER | OFNR | 2 | 8.8 |
| FI-M50BK04C4NRA20-A | 50/125 MULTIMODE OM4 | RISER | OFNR | 4 | 8.8 |
| FI-M50BK06C4NRA20-A | 50/125 MULTIMODE OM4 | RISER | OFNR | 6 | 9.0 |
| FI-M50BK08C4NRA20-A | 50/125 MULTIMODE OM4 | RISER | OFNR | 8 | 9.6 |
| FI-M50BK12C4NRA20-A | 50/125 MULTIMODE OM4 | RISER | OFNR | 12 | 10.7 |
| FI-M50BK18C4NRA20-A | 50/125 MULTIMODE OM4 | RISER | OFNR | 18 | 12.8 |
| FI-M50BK02C4NPA20-A | 50/125 MULTIMODE OM4 | PLENUM | OFNP | 2 | 8.8 |
| FI-M50BK04C4NPA20-A | 50/125 MULTIMODE OM4 | PLENUM | OFNP | 4 | 8.8 |
| FI-M50BK06C4NPA20-A | 50/125 MULTIMODE OM4 | PLENUM | OFNP | 6 | 9.0 |
| FI-M50BK08C4NPA20-A | 50/125 MULTIMODE OM4 | PLENUM | OFNP | 8 | 9.6 |
| FI-M50BK12C4NPA20-A | 50/125 MULTIMODE OM4 | PLENUM | OFNP | 12 | 10.7 |

# RIBBON CABLE

Flat ribbon cable is compatible with the current industry tools and termination products (mainly MTP and MPO connectors). In OFNR and OFNP constructions as well as a LSZH jacket, we offer fiber counts from 2-12. Unrated bare ribbon fiber also available.

## FEATURES:

- Aramid strength member
- Standard count is 12 fiber with other counts available
- Compatible with all the current industry termination products
- Bare ribbon fiber also available
- Fan-Out Kits are available
- Applications: Data Centers, Computer rooms and closets, Commonly used with MTP or MPO connectors, High density areas where space are at premium
- OFNP Operating Temp: 0°C to 70°C, OFNR Operating Temp: -20°C to 70°C
- Also available: Optical fibers compliant with ITU-T G.657.A/B standards, 50/125 MULTIMODE ClearCurve® OM2, LSZH Jacket, Bare Ribbon Fiber, 2 fiber Ribbon Cable

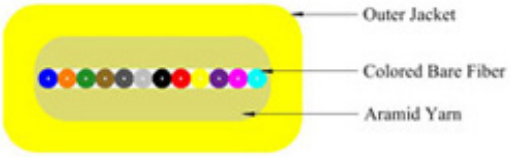


## CABLE DATA:

| PART NUMBER | FAMILY | APPLICATION | CABLE RATING | Fiber COUNT | NOMINAL DIAMETER mm |
|---|---|---|---|---|---|
| FI-S09RB04CZNRY | SINGLEMODE OS2 (ITU-T G.657.A1) | RISER | OFNR | 4 | 2.35 |
| FI-S09RB06CZNRY | SINGLEMODE OS2 (ITU-T G.657.A1) | RISER | OFNR | 6 | 2.35 |
| FI-S09RB08CZNRY | SINGLEMODE OS2 (ITU-T G.657.A1) | RISER | OFNR | 8 | 2.35 |
| FI-S09RB12CZNRY | SINGLEMODE OS2 (ITU-T G.657.A1) | RISER | OFNR | 12 | 2.35 |
| FI-S09RB04CZNPY | SINGLEMODE OS2 (ITU-T G.657.A1) | PLENUM | OFNP | 4 | 2.35 |
| FI-S09RB06CZNPY | SINGLEMODE OS2 (ITU-T G.657.A1) | PLENUM | OFNP | 6 | 2.35 |
| FI-S09RB08CZNPY | SINGLEMODE OS2 (ITU-T G.657.A1) | PLENUM | OFNP | 8 | 2.35 |
| FI-S09RB12CZNPY | SINGLEMODE OS2 (ITU-T G.657.A1) | PLENUM | OFNP | 12 | 2.35 |
| FI-M62RB04C3NRO | 62.5/125 MULTIMODE OM1 | RISER | OFNR | 4 | 2.35 |
| FI-M62RB06C3NRO | 62.5/125 MULTIMODE OM1 | RISER | OFNR | 6 | 2.35 |
| FI-M62RB08C3NRO | 62.5/125 MULTIMODE OM1 | RISER | OFNR | 8 | 2.35 |
| FI-M62RB12C3NRO | 62.5/125 MULTIMODE OM1 | RISER | OFNR | 12 | 2.35 |
| FI-M62RB04C3NPO | 62.5/125 MULTIMODE OM1 | PLENUM | OFNP | 4 | 2.35 |
| FI-M62RB06C3NPO | 62.5/125 MULTIMODE OM1 | PLENUM | OFNP | 6 | 2.35 |

# RIBBON CABLE

CABLE DATA:

| PART NUMBER | FAMILY | APPLICATION | CABLE RATING | Fiber COUNT | NOMINAL DIAMETER mm |
|---|---|---|---|---|---|
| FI-M62RB08C3NPO | 62.5/125 MULTIMODE OM1 | PLENUM | OFNP | 8 | 2.35 |
| FI-M62RB12C3NPO | 62.5/125 MULTIMODE OM1 | PLENUM | OFNP | 12 | 2.35 |
| FI-M50RB04CGNRA | 50/125 MULTIMODE OM3 | RISER | OFNR | 4 | 2.35 |
| FI-M50RB06CGNRA | 50/125 MULTIMODE OM3 | RISER | OFNR | 6 | 2.35 |
| FI-M50RB08CGNRA | 50/125 MULTIMODE OM3 | RISER | OFNR | 8 | 2.35 |
| FI-M50RB12CGNRA | 50/125 MULTIMODE OM3 | RISER | OFNR | 12 | 2.35 |
| FI-M50RB04CGNPA | 50/125 MULTIMODE OM3 | PLENUM | OFNP | 4 | 2.35 |
| FI-M50RB06CGNPA | 50/125 MULTIMODE OM3 | PLENUM | OFNP | 6 | 2.35 |
| FI-M50RB08CGNPA | 50/125 MULTIMODE OM3 | PLENUM | OFNP | 8 | 2.35 |
| FI-M50RB12CGNPA | 50/125 MULTIMODE OM3 | PLENUM | OFNP | 12 | 2.35 |
| FI-M50RB04C4NRA | 50/125 MULTIMODE OM4 | RISER | OFNR | 4 | 2.35 |
| FI-M50RB06C4NRA | 50/125 MULTIMODE OM4 | RISER | OFNR | 6 | 2.35 |
| FI-M50RB08C4NRA | 50/125 MULTIMODE OM4 | RISER | OFNR | 8 | 2.35 |
| FI-M50RB12C4NRA | 50/125 MULTIMODE OM4 | RISER | OFNR | 12 | 2.35 |
| FI-M50RB04C4NPA | 50/125 MULTIMODE OM4 | PLENUM | OFNP | 4 | 2.35 |
| FI-M50RB06C4NPA | 50/125 MULTIMODE OM4 | PLENUM | OFNP | 6 | 2.35 |
| FI-M50RB08C4NPA | 50/125 MULTIMODE OM4 | PLENUM | OFNP | 8 | 2.35 |
| FI-M50RB12C4NPA | 50/125 MULTIMODE OM4 | PLENUM | OFNP | 12 | 2.35 |
| FI-M50RB04C5NRLG | 50/125 MULTIMODE OM5 | RISER | OFNR | 4 | 2.35 |
| FI-M50RB06C5NRLG | 50/125 MULTIMODE OM5 | RISER | OFNR | 6 | 2.35 |
| FI-M50RB08C5NRLG | 50/125 MULTIMODE OM5 | RISER | OFNR | 8 | 2.35 |
| FI-M50RB12C5NRLG | 50/125 MULTIMODE OM5 | RISER | OFNR | 12 | 2.35 |
| FI-M50RB04C5NPLG | 50/125 MULTIMODE OM5 | PLENUM | OFNP | 4 | 2.35 |
| FI-M50RB06C5NPLG | 50/125 MULTIMODE OM5 | PLENUM | OFNP | 6 | 2.35 |
| FI-M50RB08C5NPLG | 50/125 MULTIMODE OM5 | PLENUM | OFNP | 8 | 2.35 |
| FI-M50RB12C5NPLG | 50/125 MULTIMODE OM5 | PLENUM | OFNP | 12 | 2.35 |

# ARMOR CABLE - AIA - (ALUMINUM INTERLOCKING ARMOR), OFCR AND OFCP

Interlocking Armored Cables are standard cables inside a spirally wrapped aluminum strip for enhanced crush resistance and ruggedness. Available in Riser and Plenum rated constructions, interlocking armor can be used for general inside plant or indoor / outdoor applications in place of a conduit.

## FEATURES:

- Provides superior crush resistance for added protection
- Eliminates the need for inner duct or conduit thus saving installation time and costs
- OFCR and OFCP ratings allow AIA products to be installed throughout the facility
- Applications: Data Centers, Indoor areas where heavy traffic requires extra protection, Intra building backbones and general purpose, Riser, Plenum, In place of conduit
- Also available: All Corning® Standard Fiber Types, Optical fibers compliant with ITU-T G.657.A/B standards, Other fiber counts, Tight Buffered Indoor/Outdoor

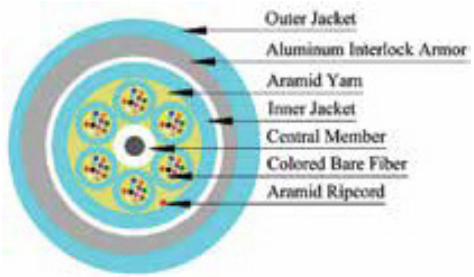


## INDOOR MICRO - DISTRIBUTION CABLE DATA:

| PART NUMBER | TYPE | APPLICATION | Fiber COUNT | NOMINAL DIAMETER mm |
|---|---|---|---|---|
| FI-S09MD12CZNRY-AIA2 | SINGLEMODE OS2 (ITU-T G.657.A1) | RISER | 12 | 11.60 |
| FI-S09MD24CZNRY-Y-AIA2 | SINGLEMODE OS2 (ITU-T G.657.A1) | RISER | 24 | 16.20 |
| FI-S09MD48CZNRY4T-Y-AIA2 | SINGLEMODE OS2 (ITU-T G.657.A1) | RISER | 48 | 16.20 |
| FI-S09MD72CZNRY6T-Y-AIA | SINGLEMODE OS2 (ITU-T G.657.A1) | RISER | 72 | 19.28 |
| FI-S09MD12CZNPY-AIA2 | SINGLEMODE OS2 (ITU-T G.657.A1) | PLENUM | 12 | 11.60 |
| FI-S09MD24CZNPY-Y-TW-AIA2 | SINGLEMODE OS2 (ITU-T G.657.A1) | PLENUM | 24 | 16.20 |
| FI-S09MD48CZNPY4T-Y-AIA2 | SINGLEMODE OS2 (ITU-T G.657.A1) | PLENUM | 48 | 16.20 |
| FI-S09MD72CZNPY6T-Y-AIA | SINGLEMODE OS2 (ITU-T G.657.A1) | PLENUM | 72 | 19.28 |
| FI-S09MD96CZNPY20-Y-AIA | SINGLEMODE OS2 (ITU-T G.657.A1) | PLENUM | 96 | 17.25 |
| FI-S09MD144CZNPY20-Y-AIA | SINGLEMODE OS2 (ITU-T G.657.A1) | PLENUM | 144 | 19.28 |
| FI-M50MD12C4NRA-AIA2 | 50/125 MULTIMODE OM4 | RISER | 12 | 11.6 |
| FI-M50MD24C4NRA-A-AIA2 | 50/125 MULTIMODE OM4 | RISER | 24 | 16.2 |
| FI-M50MD48C4NRA4T-A-AIA2 | 50/125 MULTIMODE OM4 | RISER | 48 | 16.2 |
| FI-M50MD72C4NRA6T-A-AIA | 50/125 MULTIMODE OM4 | RISER | 72 | 19.28 |
| FI-M50MD12C4NPA-AIA2 | 50/125 MULTIMODE OM4 | PLENUM | 12 | 11.6 |
| FI-M50MD24C4NPA-A-TW-AIA2 | 50/125 MULTIMODE OM4 | PLENUM | 24 | 16.2 |
| FI-M50MD48C4NPA4T-A-AIA2 | 50/125 MULTIMODE OM4 | PLENUM | 48 | 16.2 |
| FI-M50MD72C4NPA6T-A-AIA | 50/125 MULTIMODE OM4 | PLENUM | 72 | 19.28 |
| FI-M50MD96C4NPA20-A-AIA | 50/125 MULTIMODE OM4 | PLENUM | 96 | 17.25 |
| FI-M50MD144C4NPA20-A-AIA | 50/125 MULTIMODE OM4 | PLENUM | 144 | 19.28 |

# ARMOR CABLE - AIA - (ALUMINUM INTERLOCKING ARMOR), OFCR AND OFCP

## INDOOR DISTRIBUTION CABLE DATA:

| PART NUMBER | FAMILY | APPLICATION | Fiber COUNT | NOMINAL DIAMETER mm |
|---|---|---|---|---|
| FI-S09MD12CZNRY-AIA2 | SINGLEMODE OS2 | RISER | 6 | 13.0 |
| FI-S09DI12CZNRY58-AIA2 | SINGLEMODE OS2 | RISER | 12 | 14.7 |
| FI-S09DI24CZNRY78-AIA2 | SINGLEMODE OS2 | RISER | 24 | 16.2 |
| FI-S09DI48CZNRY-Y-AIA | SINGLEMODE OS2 | RISER | 48 | 25.4 |
| FI-S09DI06CZNPY48-AIA2 | SINGLEMODE OS2 | PLENUM | 6 | 13.0 |
| FI-S09DI12CZNPY58-AIA2 | SINGLEMODE OS2 | PLENUM | 12 | 14.7 |
| FI-S09DI24CZNPY78-AIA2 | SINGLEMODE OS2 | PLENUM | 24 | 16.2 |
| FI-S09DI48CZNPY-Y-AIA | SINGLEMODE OS2 | PLENUM | 48 | 25.4 |
| FI-M50DI06C4NRA-AIA2 | 50/125 MULTIMODE OM4 | RISER | 6 | 13.0 |
| FI-M50DI12C4NRA-AIA2 | 50/125 MULTIMODE OM4 | RISER | 12 | 14.7 |
| FI-M50DI24C4NRA-AIA2 | 50/125 MULTIMODE OM4 | RISER | 24 | 16.2 |
| FI-M50DI48C4NRA-A-AIA | 50/125 MULTIMODE OM4 | RISER | 48 | 25.4 |
| FI-M50DI06C4NPA48-AIA2 | 50/125 MULTIMODE OM4 | PLENUM | 6 | 13.0 |
| FI-M50DI12C4NPA58-AIA2 | 50/125 MULTIMODE OM4 | PLENUM | 12 | 14.7 |
| FI-M50DI24C4NPA78-AIA2 | 50/125 MULTIMODE OM4 | PLENUM | 24 | 16.2 |
| FI-M50DI48C4NPA-A-AIA | 50/125 MULTIMODE OM4 | PLENUM | 48 | 25.2 |

## INDOOR/OUTDOOR DRY LOOSE TUBE CABLE DATA:

| PART NUMBER | FAMILY | APPLICATION | Fiber COUNT | NOMINAL DIAMETER mm |
|---|---|---|---|---|
| FI-S09DL06CZNRBL25-AIA2 | 9/125 SINGLEMODE | RISER | 6 | 13.0 |
| FI-S09DL12CZNRBL25-AIA2 | 9/125 SINGLEMODE | RISER | 12 | 13.0 |
| FI-S09DL24CZNRBL25-AIA2 | 9/125 SINGLEMODE | RISER | 24 | 16.2 |
| FI-S09DL48CZNRBL25-AIA2 | 9/125 SINGLEMODE | RISER | 48 | 16.2 |
| FI-S09DL72CZNRBL25-AIA | 9/125 SINGLEMODE | RISER | 72 | 19.4 |
| FI-S09DL96CZNRBL25-AIA | 9/125 SINGLEMODE | RISER | 96 | 23.7 |
| FI-S09DL144CZNRBL25-AIA | 9/125 SINGLEMODE | RISER | 144 | 23.7 |
| FI-S09DL06CZNPBL25-AIA2 | 9/125 SINGLEMODE | PLENUM | 6 | 13.0 |
| FI-S09DL12CZNPBL25-AIA2 | 9/125 SINGLEMODE | PLENUM | 12 | 13.0 |
| FI-S09DL24CZNPBL25-AIA2 | 9/125 SINGLEMODE | PLENUM | 24 | 16.2 |
| FI-S09DL48CZNPBL25-AIA2 | 9/125 SINGLEMODE | PLENUM | 48 | 16.2 |
| FI-S09DL72CZNPBL25-AIA | 9/125 SINGLEMODE | PLENUM | 72 | 19.4 |
| FI-S09DL72CZNPBL25-AIA | 9/125 SINGLEMODE | PLENUM | 96 | 23.7 |
| FI-S09DL144CZNPBL25-AIA | 9/125 SINGLEMODE | PLENUM | 144 | 23.7 |

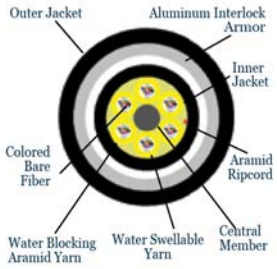


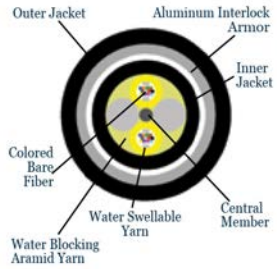

# FURCATION TUBING

The 1.6mm, 2mm, 3mm, 3.8mm, and 4.8mm furcation tubing consists of an inner tube surrounded by aramid yarn and an overall PVC jacket. 12 standard colors are available. Inner tubes are available in specific sizes to accept either bare or buffered fibers. The 900µm furcation tubing is a single tube designed specifically for the protection and termination of 250µm bare fiber. 12 standard colors in Hytrel® as well as clear PVC are available.

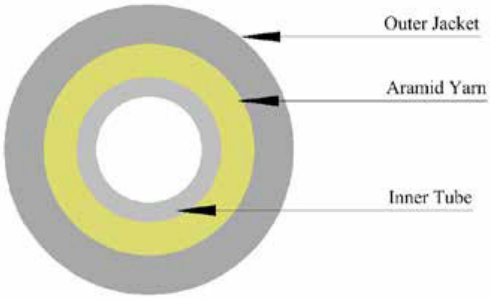


## FEATURES:

- Accepts either bare fiber or tight buffer
- Provides durable protection when breaking out cables
- Enhanced inner tube protects against crushing and kinking
- Designed for all connector types
- 12 standard colors
- Also available with pull string for 2mm and 3mm furcation tubing
- Applications: Building up or breaking out of cables for termination, Protection of bare fiber or tight buffer, Ideal for adding protection and strength to 250um fibers and 900um tight buffers for direct termination to connectors
- Color coded for easy identification
- Also Available: Duplex Tubing, Ribbon Tubing, LSZH Tubing, 1.6mm Tubing

## COLOURS:

W S B G Y A

BR O R PK P BL

When ordering:

- Replace X with B=blue, O=orange, G=green, BR=brown, S=slate, W=white, R=red, BL=black, Y=yellow, P=purple, PK=pink, A=aqua

- Use "U" in part number for polyethylene inner tube
- Use "R" in part number for polypropylene inner tube.

Polyethylene inner tube = Softer, better memory and kink resistance.

Polypropylene inner tube = Stiffer, better crush resistance.

## CABLE DATA:

| PART NUMBER | DESCRIPTION |
|---|---|
| FI-F00FR2NU-X | 2mm - Accepts 900µm tight buffer |
| FI-F00FR2NU-X-900 | 2mm - Accepts bare fiber |
| FI-F00FR3NU -X - PS | 3mm - Accepts 900µm tight buffer |
| FI-F00FR3NU -X-900 | 3mm– Accepts bare fiber |
| FI-F00FR38NU-X | 3.8mm – Accepts (2) 900µm tight buffers |
| FI-F00FR900H-X | 900µm - Accepts bare fiber |

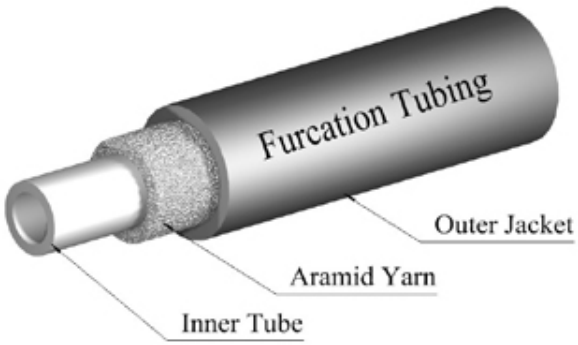

# TIGHT BUFFER FIBER OPTIC CABLE

Individual Tight Buffered fibers are available and are preferred in production environments because of their ease of stripping. 900µm, 800µm and 650µm buffer sizes match existing tooling and fit the vast array of today's connectors.

12 standard colors are available in all sizes and most fiber types.

FEATURES:

- Ease and consistency of stripping
- 3 sizes (900µm, 800µm and 650µm) available
- Available in 12 standard colors
- Compatible with existing tooling and fits vast array of connectors
- Applications: Data centers, Testing environments, Launch (pulse) boxes, Patch cords
- Also Available: Optical fibers compliant with ITU-T G.657.A/B standards, OM5

COLOURS:

W S B G Y A

BR O R PK P BL

When ordering:
Replace X with: B=Blue, O=Orange, G=Green, BR=Brown, S=Slate, W=White, R=Red, BL=Black, Y=Yellow, P=Purple, PK=Pink, A=Aqua

900µm TIGHT BUFFER CABLE DATA:

| PART NUMBER | FAMILY | JACKET TYPE | DIAMETER (mm) |
|---|---|---|---|
| FI-S09TB01CZNU -X | SINGLEMODE OS2 | PVC | .90 |
| FI-M62TB01C3NU -X | 62/125 MULTIMODE OM1 | PVC | .90 |
| FI-M50TB01C2NU - X | 50/125 MULTIMODE CLEARCURVE® OM2 | PVC | .90 |
| FI-M50TB01CGNU-X | 50/125 MULTIMODE CLEARCURVE® OM3 | PVC | .90 |
| FI-M50TB01C4NU - X | 50/125 MULTIMODE CLEARCURVE® OM4 | PVC | .90 |

# BREAK OUT KITS

The 2mm and 3mm Break Out Kits are used for the quick and simple termination of 900µm tight buffer distribution cables. TIA/EIA color coded furcation tubing allows for the easy identification of the tight buffered fibers and the new and improved inner tubes provide excellent protection against kinking when terminating.

FEATURES:

- Color Coded tubing for easy identification (also available in numbered, same color tubes)
- Saves time and labor costs in the terminating process
- Accepts 900µm tight buffer
- Compatible with most connector styles
- Available with 2mm and 3mm tubing
- Applications: The "build up" or "break out" of 900mm distribution cables for terminating, General indoor use where extra protection is needed, Computer rooms.
- Ideal for adding protection and strength to 250um fibers and 900um tight buffers for direct termination to connectors



CABLE DATA:

| PART NUMBER | DESCRIPTION |
|---|---|
| FI-BOK0640 | 6 Fiber Break Out Kit 3mm Tubes 40 Inch Leads |
| FI-BOK064020 | 6 Fiber Break Out Kit 2 mm Tubes 40 Inch Leads |
| FI-BOK1240 | 12 Fiber Break Out Kit 3mm Tubes 40 Inch Leads |
| FI-BOK124020 | 12 Fiber Break Out Kit 2mm Tubes 40 Inch Leads |

# FAN OUT KITS

Fan Out Kits are designed for the quick and simple termination of loose tube (bare fiber) products. The three unique clips (included) accept different tube sizes including ribbon, 2mm and 3mm. 12 standard colors of the 900µm Hytrel® tubes allow for easy identification of fibers.

FEATURES:

- Color coded tubing for easy identification
- Saves time and labor costs in the terminating process
- Clips included accept ribbon, 2mm and 3mm cables
- Compatible with all connector styles
- Applications: The "build up or "break out" of bare fiber tubes for termination, Quick and easy termination, Durable protection for bare fibers
- Ideal for adding protection and strength to 250um fibers and 900um tight buffers for direct termination to connectors

CABLE DATA:

| PART NUMBER | DESCRIPTION |
|---|---|
| FI-FOK0425 | 4 Fiber Fan Out Kit with 25 Inch Leads |
| FI-FOK0625 | 6 Fiber Fan Out Kit with 25 Inch Leads |
| FI-FOK1225 | 12 Fiber Fan Out Kit with 25 Inch Leads |
| FI-FOK1236 | 12 Fiber Fan Out Kit with 36 Inch Leads |

# FLAT DROP CABLE

The Flat Drop Cable is comprised of bare, colored fiber with water blocking aramid inside a dry 2.5mm buffer tube, The UV resistant polyethylene outer jacket encases the buffer tube along with 2 dielectric FRP strength members. All component materials meet the EU and RoHS Directive standards. These cables are perfect for all your Fiber To The Home needs. Manufactured with dry block technology. We offer 1 through 12 fiber counts.

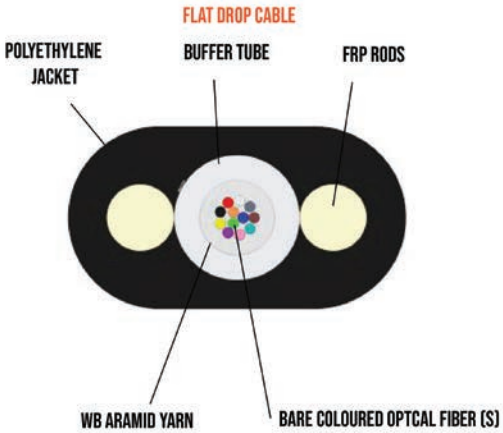


FEATURES:

- Small, compact design allows for easy Fiber to the Home installations
- Flat Drop cable are all dielectric thus no need for bonding or grounding
- Self/supporting, aerial and direct burial applications
- Loose tube construction allows for compatibility with all standard connector types
- Also available in gel filled & toneable constructions

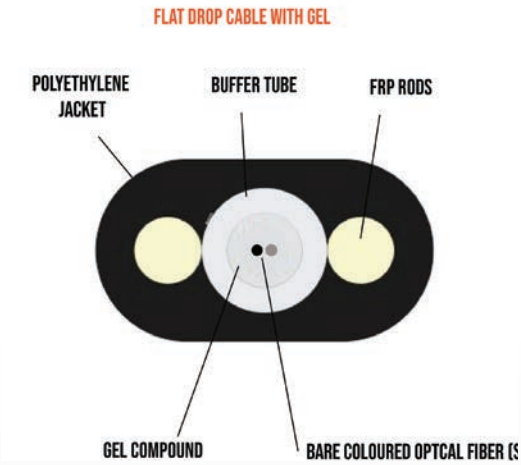


CABLE DATA:

| PART NUMBER | FAMILY | Fiber COUNT | NOMINAL DIAMETER mm |
|---|---|---|---|
| FI-S09FD01CZNPEBL | SINGLEMODE OS2 (ITU-T G.657.A1) | 1 | 8.0 / 4.5 |
| FI-S09FD02CZNPEBL | SINGLEMODE OS2 (ITU-T G.657.A1) | 2 | 8.0 / 4.5 |
| FI-S09FD06CZNPEBL | SINGLEMODE OS2 (ITU-T G.657.A1) | 6 | 8.0 / 4.5 |
| FI-S09FD12CZNPEBL | SINGLEMODE OS2 (ITU-T G.657.A1) | 12 | 8.0 / 4.5 |

2

# NETWORK CONNECTIVITY

## SOLUTIONS


CABLE PRODUCT GUIDE ..... 03

WORK AREA OUTLETS ..... 82
PATCH PANELS ..... 94
CABINETS AND RACKS ..... 97
SHELVES AND CABLE MANAGEMENT ..... 105
RESIDENTIAL STRUCTURED WIRING ENCLOSURES ... 115
TOOLS AND ACCESSORIES ..... 120


PSI CONNECTIVITY SOLUTIONS

## CAT6A PERMANENT LINK SYSTEM SOLUTIONS

JACK (UTP)

+

PATCH PANEL (UTP)

+



CABLE (UTP)

| KEYSTONE JACK | DESCRIPTION | PART NUMBER |
|---|---|---|
| CAT6A (HDJ-Series) | CAT6A, UTP, 110-Type, 8P8C, RJ-45, HDJ-Series, Keystone Jack, Wired T568A/B | HD-6AKSJXX-S |
| CAT6A (SDJ-Series) | CAT6A, UTP, 110-Type, 8P8C, RJ-45, SDJ-Series, Keystone Jack, Wired T568A/B | 6AKSJXX-S |
| **PATCH PANEL** | **DESCRIPTION** | **PART NUMBER** |
| CAT6A (1U, 24-Port) | CAT6A, 110-Type, Patch Panel, 24-Port, 1U, Wired T568A/B | 6APP24-S |
| CAT6A (2U, 48-Port) | CAT6A, 110-Type, Patch Panel, 48-Port, 1U, Wired T568A/B | 6APP48-S |

## CAT6A KEYSTONE JACKS [HDJ-SERIES]



### FEATURES:

- 110-Type, 8P8C (RJ-45), T568A/B Wiring
- Supports 10G data applications
- Component-rated performance
- Terminates 22-24 gauge solid conductors
- Suitable for multiple re-terminations
- High-density short body footprint with split UTP pairs terminations
- 50-micro-inch of gold-plated contacts ensure top performance
- 180-degree configuration for fast punch down
- Meets and exceeds ANSI/TIA-568-C requirements
- UL listed

### ORDERING INFORMATION

| PART NUMBER | DESCRIPTION | COLOUR | PACKAGE |
|---|---|---|---|
| HD-6AKSJBL | CAT6A, HD Series, UTP, 110-Type, 8P8C (RJ-45),T568A/B | B | SINGLE PACK |
| HD-6AKSJWH | CAT6A, HD Series, UTP, 110-Type, 8P8C (RJ-45),T568A/B | W | SINGLE PACK |
| HD-6AKSJBL-25PK | CAT6A, HD Series, UTP, 110-Type, 8P8C (RJ-45),T568A/B | B | 25-PACK |
| HD-6AKSJWH-25PK | CAT6A, HD Series, UTP, 110-Type, 8P8C (RJ-45),T568A/B | W | 25-PACK |

## CAT6A KEYSTONE JACKS [SDJ-SERIES]

### FEATURES:

- 110-Type, 8P8C (RJ-45), T568A/B Wiring
- Supports 10G data applications
- Component-rated performance
- Terminates 22-24 gauge solid conductors
- Suitable for multiple re-terminations
- Narrow body footprint with split UTP pairs terminations
- 50-micro-inch of gold-plated contacts ensure top performance
- 90-degree configuration for fast punch down
- Meets and exceeds ANSI/TIA-568-C requirements
- UL listed

### ORDERING INFORMATION:

| PART NUMBER | DESCRIPTION | COLOUR | PACKAGE |
|---|---|---|---|
| 6AKSJBL-S | CAT6A, UTP, 110-Type, 8P8C (RJ-45),T568A/B | B | SINGLE PACK |
| 6AKSJWH-S | CAT6A, UTP, 110-Type, 8P8C (RJ-45),T568A/B | W | SINGLE PACK |
| 6AKSJBL-25PK | CAT6A, UTP, 110-Type, 8P8C (RJ-45),T568A/B | B | 25-PACK |
| 6AKSJWH-25PK | CAT6A, UTP, 110-Type, 8P8C (RJ-45),T568A/B | W | 25-PACK |

## CAT6 PERMANENT LINK SYSTEM SOLUTIONS

JACK (UTP)

+



PATCH PANEL (UTP)

+



CABLE (UTP)

| KEYSTONE JACK | DESCRIPTION | PART NUMBER |
|---|---|---|
| CAT6 (HDJ-Series) | CAT6, UTP, 110-Type, 8P8C, RJ-45, HDJ-Series, Keystone Jack, Wired T568A/B | HD-6EKSJXX-S |
| CAT6 (SDJ-Series) | CAT6, UTP, 110-Type, 8P8C RJ-45, SDJ-Series, Keystone Jack, Wired T568A/B | 6EKSJXX-S |
| PATCH PANEL | DESCRIPTION | PART NUMBER |
| CAT6 (Wall Mount, 12-Port) | CAT6, 110-Type, Patch Panel, 12-Port, Wall Mount, Wired T568A/B | 6EPP12V-S |
| CAT6 (1U, 24-Port) | CAT6, 110-Type, Patch Panel, 24-Port, 1U, Wired T568A/B | 6EPP24-S |
| CAT6 (2U, 48-Port) | CAT6, 110-Type, Patch Panel, 48-Port, 1U, Wired T568A/B | 6EPP48-S |

## CAT6 KEYSTONE JACKS [HDJ-SERIES]

### FEATURES:

- 110-Type, 8P8C (RJ-45), T568A/B Wiring
- Component-rated performance
- 180-degree configuration for fast punch down
- Terminates 22-24 gauge solid conductors
- Suitable for multiple re-terminations
- High-density short body footprint with split UTP pairs terminations
- 50-micro-inch of gold-plated contacts ensure top performance
- Meets and exceeds ANSI/TIA-568-C requirements
- UL Listed

### ORDERING INFORMATION:

| PART NUMBER | DESCRIPTION | COLOUR | PACKAGE |
|---|---|---|---|
| HD-6EKSJXX | CAT6, HD Series, UTP, 110-Type, 8P8C (RJ-45),T568A/B | W B IV LA Y G O R BL | SINGLE PACK |
| HD-6EKSJBL-25PK | CAT6, HD Series, UTP, 110-Type, 8P8C (RJ-45),T568A/B | B | 25-PACK |
| HD-6EKSJWH-25PK | CAT6, HD Series, UTP, 110-Type, 8P8C (RJ-45),T568A/B | W | 25-PACK |

## CAT6 KEYSTONE JACKS [SDJ-SERIES]

### FEATURES:

- 110-Type, 8P8C (RJ-45), T568A/B Wiring
- Component-rated performance
- 90-degree configuration for fast punch down
- Terminates 22-24 gauge solid conductors
- Suitable for multiple re-terminations
- Narrow body footprint with split UTP pairs terminations
- 50-micro-inch of gold-plated contacts ensure top performance
- Meets and exceeds ANSI/TIA-568-C requirements
- UL Listed

### ORDERING INFORMATION

| PART NUMBER | DESCRIPTION | COLOUR | PACKAGE |
|---|---|---|---|
| 6EKSJXX-S | CAT6, UTP, 110-Type, 8P8C (RJ-45),T568A/B | W B IV LA Y G O R BL | SINGLE PACK |
| 6EKSJBL-SPK | CAT6, UTP, 110-Type, 8P8C (RJ-45),T568A/B | B | 25-PACK |
| 6EKSJWH-SPK | CAT5E, UTP, 110-Type, 8P8C (RJ-45),T568A/B | W | 25-PACK |

## CAT5E PERMANENT LINK SYSTEM SOLUTIONS

JACK (UTP)

+

PATCH PANEL (UTP)

+



CABLE (UTP)

| KEYSTONE JACK | DESCRIPTION | PART NUMBER |
|---|---|---|
| CAT5E (HDJ-Series) | CAT5E, UTP, 110-Type, 8P8C, RJ-45, HDJ-Series, Keystone Jack, Wired T568A/B | HD-5EKSJXX-S |
| CAT5E (SDJ-Series) | CAT5E, UTP, 110-Type, 8P8C, RJ-45, SDJ-Series, Keystone Jack, Wired T568A/B | 5EKSJXX-S |
| **PATCH PANEL** | **DESCRIPTION** | **PART NUMBER** |
| CAT5E (Wall Mount, 12-Port) | CAT5E, 110-Type, Patch Panel, 12-Port, Wall Mount, Wired T568A/B | 5EPP12V-S |
| CAT5E (1U, 24-Port) | CAT5E, 110-Type, Patch Panel, 24-Port, 1U, Wired T568A/B | 5EPP24-S |
| CAT5E (2U, 48-Port) | CAT5E, 110-Type, Patch Panel, 48-Port, 1U, Wired T568A/B | 5EPP48-S |

## CAT5E KEYSTONE JACKS [SDJ-SERIES]

### FEATURES:

- 110-Type, 8P8C (RJ-45), T568A/B Wiring
- Supports 10G data applications
- 90-degree configuration for fast punch down
- Meets and exceeds ANSI/TIA-568-C requirements
- UL Listed
- Terminates 22-24 gauge solid conductors
- Suitable for multiple re-terminations
- 90-degree configuration for fast punch down
- Narrow body footprint with split UTP pairs terminations
- 50-micro-inch of gold plated contacts ensure top performance

### ORDERING INFORMATION:

| PART NUMBER | DESCRIPTION | COLOUR | PACKAGE |
|---|---|---|---|
| 5EKSJXX-S | CAT5E, UTP, 110-Type, 8P8C (RJ-45),T568A/B | W B IV LA Y G O R BL | SINGLE PACK |
| 5EKSJBL-25PK | CAT5E, UTP, 110-Type, 8P8C (RJ-45),T568A/B | B | 25-PACK |
| 5EKSJWH-SPK | CAT5E, UTP, 110-Type, 8P8C (RJ-45),T568A/B | W | 25-PACK |

## CAT5E KEYSTONE JACKS [HDJ-SERIES]

### FEATURES:

- 110-Type, 8P8C (RJ-45), T568A/B Wiring
- Component-rated performance
- 180-degree configuration for fast punch down
- Meet and exceeds ANSI/TIA-568-C requirements
- UL Listed
- Terminates 22-24 gauge solid conductors
- Suitable for multiple re-terminations
- High-density short body footprint with split UTP pairs terminations
- 50-micro-inch of gold plated contacts ensure top performance

### ORDERING INFORMATION

| PART NUMBER | DESCRIPTION | COLOUR | PACKAGE |
|---|---|---|---|
| HD-5EKSJXX | CAT5E, HD Series, UTP, 110-Type, 8P8C (RJ-45),T568A/B | W B IV LA Y G O R BL | SINGLE PACK |
| HD-5EKSJBL-25PK | CAT5E, HD Series, UTP, 110-Type, 8P8C (RJ-45),T568A/B | B | 25-PACK |
| HD-5EKSJWH-25PK | CAT5E, HD Series, UTP, 110-Type, 8P8C (RJ-45),T568A/B | W | 25-PACK |

## CAT6 KEYSTONE STYLE FEED THROUGH COUPLERS

### FEATURES:

- Snap-In keystone style, RJ-45-to-RJ-45 connections
- Accepts standard keystone port openings
- Component-rated performance
- Ideal for extending network cables
- Compatible with CAT5E & CAT6 cables

### ORDERING INFORMATION

| PART NUMBER | DESCRIPTION | COLOUR | PACKAGE |
|---|---|---|---|
| 6KSCBK1-S | CAT6, UTP, (RJ-45/RJ-45), SNAP-IN COUPLER | BL | SINGLE PACK |
| 6KSCWH1-S | CAT6, UTP, (RJ-45/RJ-45), SNAP-IN COUPLER | W | SINGLE PACK |
| 6KSCBK25-S | CAT6, UTP, (RJ-45/RJ-45), SNAP-IN COUPLER | BL | 25-PACK |
| 6KSCWH25-S | CAT6, UTP, (RJ-45/RJ-45), SNAP-IN COUPLER | W | 25-PACK |

## HDMI KEYSTONE STYLE FEED THROUGH COUPLERS

### FEATURES:

- HDMI-to-HDMI keystone style feed through
- Accepts standard keystone port openings
- Ideal for coupling multiple HDMI cables

### ORDERING INFORMATION

| | |
|---|---|
| PART NUMBER | WHDMI-WH-E |
| DESCRIPTION | HDMI Keystone Style Feed through |
| COLOUR | W |
| PACKAGE | SINGLE PACK |

## BNC 75 OHM KEYSTONE STYLE MODULES



### FEATURES:

- Compatible with faceplates, blank patch panels and SMBs
- Female-to-female BNC feed through connector
- 75 ohm impedance, nickel-plated finish

### ORDERING INFORMATION

| | |
|---|---|
| PART NUMBER | KSJBNC75-XX |
| DESCRIPTION | 75 Ohm, Nickel Plated Female-to-Female |
| COLOUR | W |
| PACKAGE | SINGLE PACK |

## SNAP-IN F-TYPE GOLD & NICKEL PLATED 3GHZ F/F KEYSTONE INSERT MODULES

### FEATURES:

- Snap-in keystone style compatible with faceplates, blank patch panels and surface mount boxes
- 3GHZ gold plated and nickel plated ideal for CATV, SATV, Antennas and other video applications
- Use with coaxial cable terminated with an F-connector
- Screw-on front and rear connections

### ORDERING INFORMATION

| PART NUMBER | DESCRIPTION | COLOUR | PACKAGE |
|---|---|---|---|
| FTK-3GHZGP-XX | Snap-In, F-Type Gold Plated 3GHz, F/F Keystone Insert Modules | W Y | SINGLE PACK |
| FTK-3GHZNP-XX | Snap-In, F-Type Nickel Plated 3GHz, F/F Keystone Insert Modules | W Y | SINGLE PACK |
| FTK-3GHZGP-XX-25PK | F-Type Snap-In Keystone, 3GHz, Gold Plated | W Y | 25-PACK |
| FTK-3GHZNP-XX-25PK | F-Type Snap-In Keystone, 3GHz, Nickel Plated | W Y | 25-PACK |

## GOLD PLATED AND NICKEL PLATED SPEAKERS BINDING POST MODULES

### FEATURES:

- Ideal for banana plugs, speaker tips, spade tips or bare wire
- Compatible with faceplates, blank patch panels and SMBs
- Packaged in pair; red & black colour code
- Designed for premium audio speaker connections
- Use with banana jacks and standard speaker wire up to 12 gauge
- Gold Plated female-to-female connectors provide a professional look

### ORDERING INFORMATION

| PART NUMBER | DESCRIPTION | COLOUR | PACKAGE |
|---|---|---|---|
| KSBP-BRPAIR-WH | Gold Plated Binding Post for Audio Speakers, Red/Black Pair | W Y | SINGLE PACK |
| KSBP-BRPAIR-IV | Gold Plated Binding Post for Audio Speakers, Red/Black Pair | W Y | 25-PACK |

## FLUSH MOUNTING STYLE FACEPLATES





### FACEPLATE FEATURES:

- Flush mount single gang
- 1-6 Ports with colour-matched screws
- Fits standard rectangular NEMA openings
- Available in single and 25-packs
- Single & double gang
- Flush mount design for professional aesthetic look
- Matte finish with rugged and durable construction

### ORDERING INFORMATION

| PART # | DESCRIPTION | COLOUR | PART NUMBER |
|---|---|---|---|
| FP01PXX-S | 1-Port Single Gang, Flush Style | W IV LA | SINGLE PACK |
| FP02PXX-S | 2-Port Single Gang, Flush Style | W IV LA | SINGLE PACK |
| FP03PXX-S | 3-Port Single Gang, Flush Style | W IV LA | SINGLE PACK |
| FP04PXX-S | 4-Port Single Gang, Flush Style | W IV LA | SINGLE PACK |
| FP06PXX-S | 6-Port Single Gang, Flush Style | W IV LA | SINGLE PACK |
| FP00PXX-S | Single Gang, Flush Style, Blank Faceplate | W IV LA | SINGLE PACK |
| FP00DGXX-S | Double Gang, Flush Style, Blank Faceplate | W IV LA | SINGLE PACK |
| FP00BXX-S | Faceplate Blank Module | W IV LA | 10-PACK |
| FP01PXX-SPK | 1-Port Single Gang, Flush Style | W IV LA | 25-PACK |
| FP02PXX-SPK | 2-Port Single Gang, Flush Style | W IV LA | 25-PACK |
| FP03PXX-SPK | 3-Port Single Gang, Flush Style | W IV LA | 25-PACK |
| FP04PXX-SPK | 4-Port Single Gang, Flush Style | W IV LA | 25-PACK |
| FP06PXX-SPK | 6-Port Single Gang, Flush Style | W IV LA | 25-PACK |

### GOLD PLATING OR BUST!

**PURE GOLD is noncorrosive, highly conductive, and durable.** Don't settle for inferior, low micron 'flash plated' jacks that wear out over time. **Get the thickest gold plating for a faster, reliable, and steadier connection, with up to 4 times the throughput.**

## OVERSIZED FLUSH MOUNTING STYLE FACEPLATES






### FEATURES:

- 1-6 Ports with colour-matched screws
- Offers greater coverage to hide wall irregularities
- Flush mount design for professional aesthetic look
- Glossy finish with rugged and durable construction
- Fits standard rectangular NEMA openings

### ORDERING INFORMATION:

| PART NUMBER | DESCRIPTION | COLOUR | PACKAGE |
|---|---|---|---|
| OSWP01XX | 1-Port Single Gang, Flush Style, Oversized, Plastic | W IV | SINGLE PACK |
| OSWP02XX | 2-Port Single Gang, Flush Style, Oversized, Plastic | W IV | SINGLE PACK |
| OSWP03XX | 3-Port Single Gang, Flush Style, Oversized, Plastic | W IV | SINGLE PACK |
| OSWP04XX | 4-Port Single Gang, Flush Style, Oversized, Plastic | W IV | SINGLE PACK |
| OSWP06XX | 6-Port Single Gang, Flush Style, Oversized, Plastic | W IV | SINGLE PACK |

## FLUSH MOUNTING STYLE W/ ID WINDOW LABEL FACEPLATES

### FEATURES:

- Identification windows with enclosed labels and clear plastic covers
- 1-6 Ports with colour-matched screws
- Single-gang accepts standard metal or plastic outlet boxes
- Matte finish with rugged and durable construction
- Fits standard rectangular NEMA openings

### ORDERING INFORMATION:

| PART NUMBER | DESCRIPTION | COLOUR | PACKAGE |
|---|---|---|---|
| FPW1PXX-S | 1-Port Single Gang, Flush Style, w/ Window Labels | W IV | SINGLE PACK |
| FPW2PXX-S | 2-Port Single Gang, Flush Style, w/ Window Labels | W IV | SINGLE PACK |
| FPW3PXX-S | 3-Port Single Gang, Flush Style, w/ Window Labels | W IV | SINGLE PACK |
| FPW4PXX-S | 4-Port Single Gang, Flush Style, w/ Window Labels | W IV | SINGLE PACK |
| FPW6PXX-S | 6-Port Single Gang, Flush Style, w/ Window Labels | W IV | SINGLE PACK |

## FLUSH MOUNTING STYLE STAINLESS STEEL FACEPLATES

### FEATURES:

- Brushed stainless steel finish to provide corrosion resistant
- Suitable for durability and sanitary environment requirements
- Ideal for residential and commercial applications
- Flush mounting style for seamless aesthetic look

### ORDERING INFORMATION:

| PART # | DESCRIPTION | COLOUR | PART NUMBER |
|---|---|---|---|
| SSFP-01P-S | 1-Port Single Gang, Stainless Steel, w/o Window Label Faceplate | GR | SINGLE PACK |
| SSFP-02P-S | 2-Port Single Gang, Stainless Steel, w/o Window Label Faceplate | GR | SINGLE PACK |
| SSFP-03P-S | 3-Port Single Gang, Stainless Steel, w/o Window Label Faceplate | GR | SINGLE PACK |
| SSFP-04P-S | 4-Port Single Gang, Stainless Steel, w/o Window Label Faceplate | GR | SINGLE PACK |
| SSFP-06P-S | 6-Port Single Gang, Stainless Steel, w/o Window Label Faceplate | GR | SINGLE PACK |
| SSFP-06P-D | 6-Port Double Gang, Stainless Steel, w/o Window Label Faceplate | GR | SINGLE PACK |
| SSFP-012P-D | 12-Port Double Gang, Stainless Steel, w/o Window Label Faceplate | GR | SINGLE PACK |

## TELEPHONE WALL PLATES - PLASTIC AND STAINLESS STEEL

### FEATURES:

- Designed to wall mount telephone on wall
- Compatible with universal modular keystone jacks
- Rivets feature support variety of wall mount telephones
- Recessed feature fits cleanly with slide-rail mechanisms
- Brushed stainless steel or ABS plastic finish

### ORDERING INFORMATION:

| PART # | DESCRIPTION | COLOUR | PART NUMBER |
|---|---|---|---|
| WPP01WH | 1-Port Single Gang, Telephone Wall Plate, Plastic | W | SINGLE PACK |
| WPP01SS | 1-Port Single Gang, Telephone Wall Plate, Stainless Steel | GR | SINGLE PACK |

## DECORA INSERTS AND WALLPLATES

### FEATURES:

- Supports Keystone Inserts, with most combinations compatible
- Fits decorator style single-gang and double-gang faceplates
- Contemporary style, ideal for residential or commercial installations
- Glossy finish with rugged and durable construction

### ORDERING INFORMATION:

| PART # | DESCRIPTION | COLOUR | PART NUMBER |
|---|---|---|---|
| DWIN-1P-XX | Decora Insert 1-Port | W IV | SINGLE PACK |
| DWIN-2P-XX | Decora Insert 2-Port | W IV | SINGLE PACK |
| DWIN-3P-XX | Decora Insert 3-Port | W IV | SINGLE PACK |
| DWIN-4P-XX | Decora Insert 4-Port | W IV | SINGLE PACK |
| DWIN-6P-XX | Decora Insert 6-Port | W IV | SINGLE PACK |
| DWIN-BR-WH | Decora Brush, Pass-Through | W | SINGLE PACK |
| DWPBI-XX | Decora Wall Plate Insert Blank | W IV | SINGLE PACK |
| DWP1G-XX | Decora Wall Plate, Single-Gang | W IV | SINGLE PACK |
| DWP2G-XX | Decora Wall Plate, Double-Gang | W IV | SINGLE PACK |

## 2-PORTS PRE-CONFIGURED FACEPLATE

### FEATURES:

- 1-Port CAT6 & 1-Port 3GHZ F-TYPE faceplate
- UL Listed & Compliant with ANSI/TIA-568-C.2
- Convenient one-piece build in CAT6 Data and 3GHz Video ports
- 110-IDC punch down style for performance and reliability

### ORDERING INFORMATION:

| PART # | DESCRIPTION | COLOUR | PART NUMBER |
|---|---|---|---|
| 1CAT61F-WH | 1-Port CAT6, 1-Port 3GHz F-Type Faceplate | W | SINGLE PACK |

## SURFACE MOUNT BOXES

### FEATURES:

- 1/2/4/6-Port, Unloaded, Configurable
- Suitable for surface mounting applications
- Compatible with modular keystone connectors
- Includes two self-tapping screws and double-sided adhesive tape

### ORDERING INFORMATION

| PART # | DESCRIPTION | COLOR | PART NUMBER |
|---|---|---|---|
| SMB-1XX-S | 1-Port Surface Mount Box w/ Cover & Base, Adhesive Strip & Mounting Screws | W IV | SINGLE PACK |
| SMB-2XX-S | 2-Port Surface Mount Box w/ Cover & Base, Adhesive Strip & Mounting Screws | W IV | SINGLE PACK |
| SMB-4XX-S | 4-Port Surface Mount Box w/ Cover & Base, Adhesive Strip & Mounting Screws | W IV | SINGLE PACK |
| SMB-6XX-S | 6-Port Surface Mount Box w/ Cover & Base, Adhesive Strip & Mounting Screws | W IV | SINGLE PACK |

## 2 POST FLOOR RACKS

### NEW LIGHTWEIGHT, OPEN FRAME SERVER RACK BY WAVE/NET

A PERFECT, COST EFFECTIVE SOLUTION FOR SUPPORTING RACK MOUNTABLE NETWORK EQUIPMENTS

- Constructed of High Grade 6063-T6 Aluminum
- 45 RMS, 7 Feet Rack Can Support Up To 1,000 Lbs when Properly Loaded and Floor Anchored
- Used with Industry 19" Wide Equipment
- Meets or Exceeds EIA 310D Standards
- #12 24 Panel Mounting Holes
- Large RMU Numbered Marking for Consistent Equipment Installation

## CAT6A 110-TYPE PATCH PANELS

### FEATURES:

- Meets Requirements Specified TIA/EIA-568-C.2 Category 6A Connecting Hardware
- [1u/24-Ports, 1u/48-Ports], 110-Type, T568A/B Wiring
- Hinged Windows Style with White Labels
- Includes Rear Cable Management Bar
- UL Listed
- Meets and exceeds ANSI/TIA-568-C Requirements
- Vertical 110-Type Termination Minimize Alien Cross Talk (AXT)
- Ideal for High Bandwidth 10G Application

### ORDERING INFORMATION:

| PART NUMBER | U SIZE | DESCRIPTION | PACKAGE |
|---|---|---|---|
| 6APP24-S | 1U | CAT6A, 110-Type, 24-Port, T568A/B, w/Rear CMGT, BAR | SINGLE PACK |
| 6APP48-S | 1U | CAT6A, 110-Type, 48-Port, T568A/B, w/Rear CMGT, BAR | SINGLE PACK |

## CAT6 110-TYPE PATCH PANELS

### FEATURES:

- 12-Port, Wall Mount, T568A/B Wiring, Wall Mountable w/ 89D bracket
- [1U/24-ports, 2U/48-ports], 110-TYPE, T568A/B Wiring, Hinged Windows Style w/ White Labels, includes Rear Cable Management Bar
- Meets and exceeds ANSI/TIA-568-C Requirements
- UL listed

### ORDERING INFORMATION:

| PART NUMBER | U SIZE | COLOR | PACKAGE |
|---|---|---|---|
| 6EPP12V-S | WALL MOUNT | CAT6, 110-Type, 12-Port, T568A/B, Wall Mount | SINGLE PACK |
| 6EPP24-S | 1U | CAT6, 110-Type, 24-Port, T568A/B | SINGLE PACK |
| 6EPP48-S | 2U | CAT6, 110-Type, 48-Port, T568A/B | SINGLE PACK |

## CAT5E 110-TYPE PATCH PANELS

### FEATURES:

- 12-PORT, Wall Mount, T568A/B Wiring, Wall Mountable w/ 89D Bracket, T568A/B Wiring
- [1U/24-ports, 2U/48-Ports], T568A/B Wiring, Hinged Windows Style w/ White Labels, includes rear Cable management bar
- Meets and exceeds ANSI/TIA-568-C Requirements
- UL listed

### ORDERING INFORMATION:

| PART NUMBER | U SIZE | DESCRIPTION | PACKAGE |
|---|---|---|---|
| 5EPP12V-S | WALL MOUNT | CAT6A, 110-Type, 24-Port, T568A/B, w/Rear CMGT, Bar | SINGLE PACK |
| 5EPP24-S | 1U | CAT6A, 110-Type, 48-Port, T568A/B, w/Rear CMGT, Bar | SINGLE PACK |
| 5EPP48-S | 2U | CAT5E, 110-TYPE, 48-Port, T568A/B, 2U | SINGLE PACK |

## ANGLED BLANK PATCH PANELS



### FEATURES:

- Angled design saves rack space by routing patch cords directly into vertical cable managers
- Accommodates [1U/24-Ports, 1U/48-Ports] Keystone style Snap-In Modular Connectors
- Include rear cable management bar for proper cable support
- Numbered Ports with Write-On or Label areas
- Fits standard 19" Racks, Cabinets and Brackets
- Configurable with various Modular Keystone Connectors

### ORDERING INFORMATION

| PART NUMBER | U SIZE | COLOUR | PACKAGE |
|---|---|---|---|
| ABP1U-24P | 1U | 24-Port 1U Angled Blank Patch Panel w/Rear Cable Management Bar | SINGLE PACK |
| ABP1U-48P | 1U | 48-Port 1U Angled Blank Patch Panel w/Rear Cable Management Bar | SINGLE PACK |

## BLANK PATCH PANELS

### FEATURES:

- 12-Port, Blank, wall mount, Ideal for multi-media applications, Compatible with Keystone style connectors
- 1U, 24-Port, Blank, w/ labeling areas, Ideal for multi-media applications, Compatible with keystone style connectors
- 2U, 48-Port, Blank, w/ labeling areas, Ideal for multi-media applications, Compatible with keystone style connectors

### ORDERING INFORMATION

| PART NUMBER | U SIZE | | PACKAGE |
|---|---|---|---|
| BPPWM-12 | WALL MOUNT | 12-Port, Wall Mount | SINGLE PACK |
| BPPWM-24 | 1U | 24-Port, U/FTP Blank Patch Panel W/Grounding Wire & Rear Mgnt. Bar, Rack Mount | SINGLE PACK |
| BPPWM-48 | 2U | 48-Port, U/FTP Blank Patch Panel W/Grounding Wire & Rear Mgnt. Bar, Rack Mount | SINGLE PACK |

## CAT6A/6/5E PATCH CORDS

### CAT6A FEATURES:

- 100% Copper Wire, EIA/TIA TSB-40A ETL verified
- Length (XX) 6 inch and rest in feet 1,2,3,5,6,7,10,14,15,20,25,30,35 in blue only, 50,75,100

### CAT6 FEATURES:

- 100% Copper Wire, EIA/TIA TSB-40A ETL Verified
- Length (XX) 6 inch and rest in feet 1,2,3,5,6,7,10,14,15,20,25,30,35 in blue only, 50,75,100

### CAT5E FEATURES:

- 100% Copper Wire, EIA/TIA TSB-40A ETL Verified
- Length (XX) 6 inch and rest in feet 1,2,3,5,7,10,14,15,25,35,50,75,100

### ORDERING INFORMATION

| PART NUMBER | DESCRIPTION | COLOUR | PACKAGE |
|---|---|---|---|
| 6A04UMXX-PC-XX | CAT6A 10G UTP Snagless Molded Boot Patch Cord,100% Bare Copper, RJ-45-to-RJ-45 with 50-Micron Gold-Plated Contacts, Wired T568B | W B IV LA Y G O R BL | SINGLE PACK |
| 6E04UMXX-PC-XX | CAT6 UTP Snagless Molded Boot Patch Cord,100% Bare Copper, RJ-45-to-RJ-45 With 50-Micron Gold-Plated Contacts, Wired T568B | W B IV LA Y G O R BL | SINGLE PACK |
| 5E04UMXX-PC-XX | CAT5E UTP Snagless Molded Boot Patch Cord,100% Bare Copper, RJ-45-to-RJ-45 with 50-Micron Gold-Plated Contacts, Wired T568B | W B IV LA Y G O R BL | SINGLE PACK |

## 27U AND 42U STANDING SERVER CABINETS

42U

27U

RIGHT SIDE VIEW

INSIDE VIEW

REAR VIEW

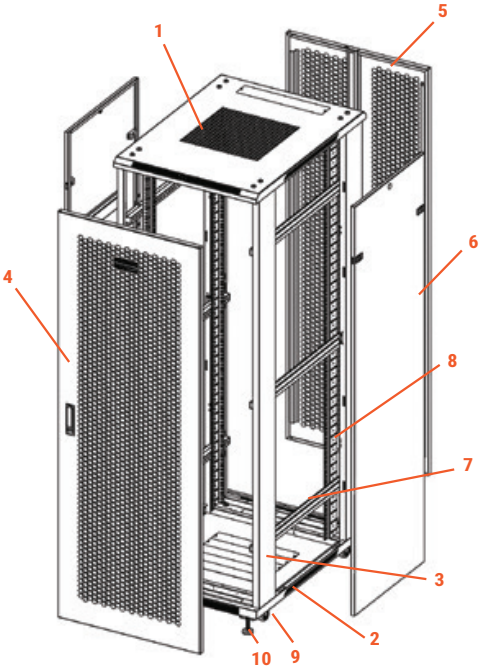


### DIAGRAM INFORMATION

| COMPONENT | DESCRIPTION | QUANTITY |
|---|---|---|
| 1 | Top Cover | 1 |
| 2 | Bottom Panel | 1 |
| 3 | Door Frame | 2 |
| 4 | Perforated Steel Front Door | 1 |
| 5 | Rear Door | 1 |
| 6 | Side Panel | 2 |
| 7 | Horizontal Beam | 6 |
| 8 | Vertical Rail | 4 |
| 9 | Castor (2 w/ Brake) | 4 |
| 10 | Levelling Feet | 4 |

### ORDERING INFORMATION

| PART NUMBER | U SIZE | WIDTH | HEIGHT | DEPTH | USABLE DEPTH | LOAD CAPACITY | FAN | RAILS |
|---|---|---|---|---|---|---|---|---|
| CBTF-FL27U-32SW | 27U | 23.6" | 54.4" | 31.5" | 27.0" | 1764 LBS. | 1 Tray with 4 Fans | #12-24 STANDARD |
| CBTF-FL42U-32SW | 42U | 23.6" | 80.9" | 31.5" | 27.0" | 1764 LBS. | 1 Tray with 4 Fans | #12-24 STANDARD |
| CBTF-FL27U-40SW | 27U | 23.6" | 54.4" | 39.4" | 35.0" | 1764 LBS. | 1 Tray with 4 Fans | M6 CAGE NUT |
| CBTF-FL42U-40SW | 42U | 23.6" | 80.9" | 39.4" | 35.0" | 1764 LBS. | 1 Tray with 4 Fans | M6 CAGE NUT |

## 27U/42U STANDING SERVER CABINETS

The 6U, 9U, 12U, 15U, 18U, 27U and 42U wall mount and floor standing cabinets are designed for data, voice, A/V servers, storage and networking equipment in enterprise data centers, telecommunication rooms and other network facilities such as main distribution frame (MDF) and intermediate distribution frame (IDF) applications.

**The design is packed with some of the most popular cabinet features for most economical price points.**

They are built with 24" depth (Wall Mount), 32" and 40" depth (Floor Standing), and are suitable for network servers, battery backups, switching banks, and other larger network equipment. These cabinets feature laser cut knockouts allowing to conduit installs and the removable protective rubber grommets provide for numerous cable routing options.

## 6U/9U/12U/15U/18U WALL MOUNT CABINETS

6U

15U

9U

18U

12U

LEFT SIDE VIEW

INSIDE VIEW

LOCK

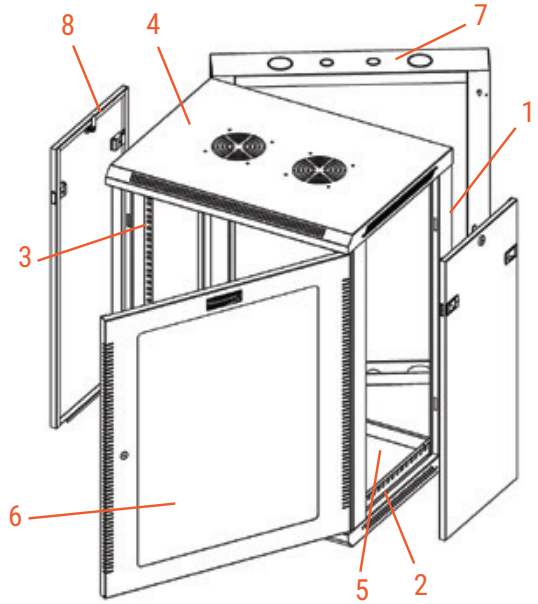


### DIAGRAM Information

| COMPONENT | DESCRIPTION | QUANTITY |
|---|---|---|
| 1 | Frame | 1 |
| 2 | Horizontal Bracket | 4 |
| 3 | Vertical Rail | 2 |
| 4 | Top Cover | 1 |
| 5 | Bottom Panel | 1 |
| 6 | Tempered Glass Front Door | 1 |
| 7 | Rear Swing Frame | 1 |
| 8 | Side Panel | 2 |

### ORDERING INFORMATION

| PART NUMBER | U SIZE | WIDTH | HEIGHT | DEPTH | USABLE DEPTH | LOAD CAPACITY | FAN |
|---|---|---|---|---|---|---|---|
| CBTF-WM6U-SW | 6U | 23.6" | 14.6" | 23.6" | 18.0" | 132 LBS. | 1 |
| CBTF-WM9U-SW | 9U | 23.6" | 19.8" | 23.6" | 18.0" | 132 LBS. | 1 |
| CBTF-WM12U-SW | 12U | 23.6" | 25.2" | 23.6" | 18.0" | 150 LBS. | 1 |
| CBTF-WM15U-SW | 15U | 23.6" | 30.3" | 23.6" | 18.0" | 150 LBS. | 1 |
| CBTF-WM18U-SW-1032 | 18U | 23.6" | 35.6" | 23.6" | 18.0" | 150 LBS. | 1 |

RAILS: #12-24 or #10-32

## 2-POST AND 4-POST OPEN FRAME FLOOR RACKS

FEATURES:

- Constructed of high strength aluminum extrusion
- Rated for 1000 lbs static load when evenly distributed
- 19" rackable compatibility
- Available in black and white colors
- Easy installation of equipment using numbered rails
- Rail holes tapped #12-24 (w/ hardware kit included)
- Conforms to EIA-310-E standard
- Note: Product ships unassembled

FEATURES:

- Constructed of high strength aluminum extrusion
- Rated for 1500 lbs static load when evenly distributed
- 45U, 19" rackable compatibility
- Adjustable from 27" to 32" maximum depth
- Easy installation of equipment using numbered rails
- #12-24 threaded mounting holes on rails
- EIA/ECA-310-E compliant
- Note: Product ships unassembled

ORDERING Information

| PART NUMBER | DESCRIPTION | LOAD CAPACITY |
|---|---|---|
| 2POST-45U | 7', Aluminum, #12-24 Threaded Mounting Holes, Number Marking on Rails, EIA/ECA-310-E (Revision of EIA-310-D) Compliant. Made In USA | 1000 LBS. |
| 4POST-45U | 7', Steel, #12-24 Threaded Mounting Holes, Number Marking on Rails, Adjustable Depth, EIA/ECA-310-E (Revision of EIA-310-D) Compliant. Made in USA | 1500 LBS. |

## 8U/15U/30U OPEN FRAME WALL RACKS

FEATURES:

- 8U / 15U / 30U, 18" deep, Rack Mount Unit (RMU) Number Markings on Rails
- 18" depth, Compatible with 19" wide equipment
- Two-piece design with cable tie points slots
- 12-24 tapped rails and 19"wide EIA compliant
- Up to 150 lbs. weight capacity
- Suitable for wall mount or floor restricted areas

ORDERING Information

| PART NUMBER | U SIZE | DESCRIPTION | DIMENSIONS | LOAD CAPACITY |
|---|---|---|---|---|
| WMR-8U-SW | 8U | 18" Deep, RMU Number Markings on Rails | 19.6"W x 17.8"H x 18.0"D | 110 LBS. |
| WMR-15U-SW | 15U | 18" Deep, RMU Number Markings on Rails | 19.6"W x 30.0"H x 18.0"D | 130 LBS. |
| WMR-30U-SW | 30U | 18" Deep, RMU Number Markings on Rails | 19.6"W x 54.4"H x 18.0"D | 150 LBS. |

## 6U/9U/12U/15U WALL MOUNT CABINET RAIL KITS

FEATURES:

- Material: 11 Gauge (1/8" thick) Cold Rolled Steel
- Finish: Black Powder Coat
- Comes with #10-32 Rails Kit, 2pcs.,w/4pcs. Mounting Screws & 12pcs. #10-32 Screws

ORDERING Information

| PART NUMBER | U SIZE | DESCRIPTION | DIMENSIONS | PACKAGE |
|---|---|---|---|---|
| CBTF-WM6U | 6U | Double Section Swing Out 6U Wall Mount Cabinets | 23.6"W x 14.6"H x 23.6"D | SINGLE |
| CBTF-WM9U | 9U | Double Section Swing Out 9U Wall Mount Cabinets | 23.6"W x 19.8"H x 23.6"D | SINGLE |
| CBTF-WM12U | 12U | Double Section Swing Out 12U Wall Mount Cabinets | 23.6"W x 25.2"H x 23.6"D | SINGLE |
| CBTF-WM15U | 15U | Double Section Swing Out 15U Wall Mount Cabinets | 23.6"W x 30.3"H x 23.6"D | SINGLE |
| CBMT18U-1032 | 18U | Double Section Swing Out 18U Wall Mount Cabinets | 23.6"W x 35.6"H x 23.6"D | SINGLE |

## LADDER RACK CABLE RUNWAY SYSTEM

### SELECTION GUIDE

FOR CABLE RUNWAY, CABINETS, CABLE MANAGEMENT, RACKS, BRACKETS & ACCESSORY SOLUTIONS

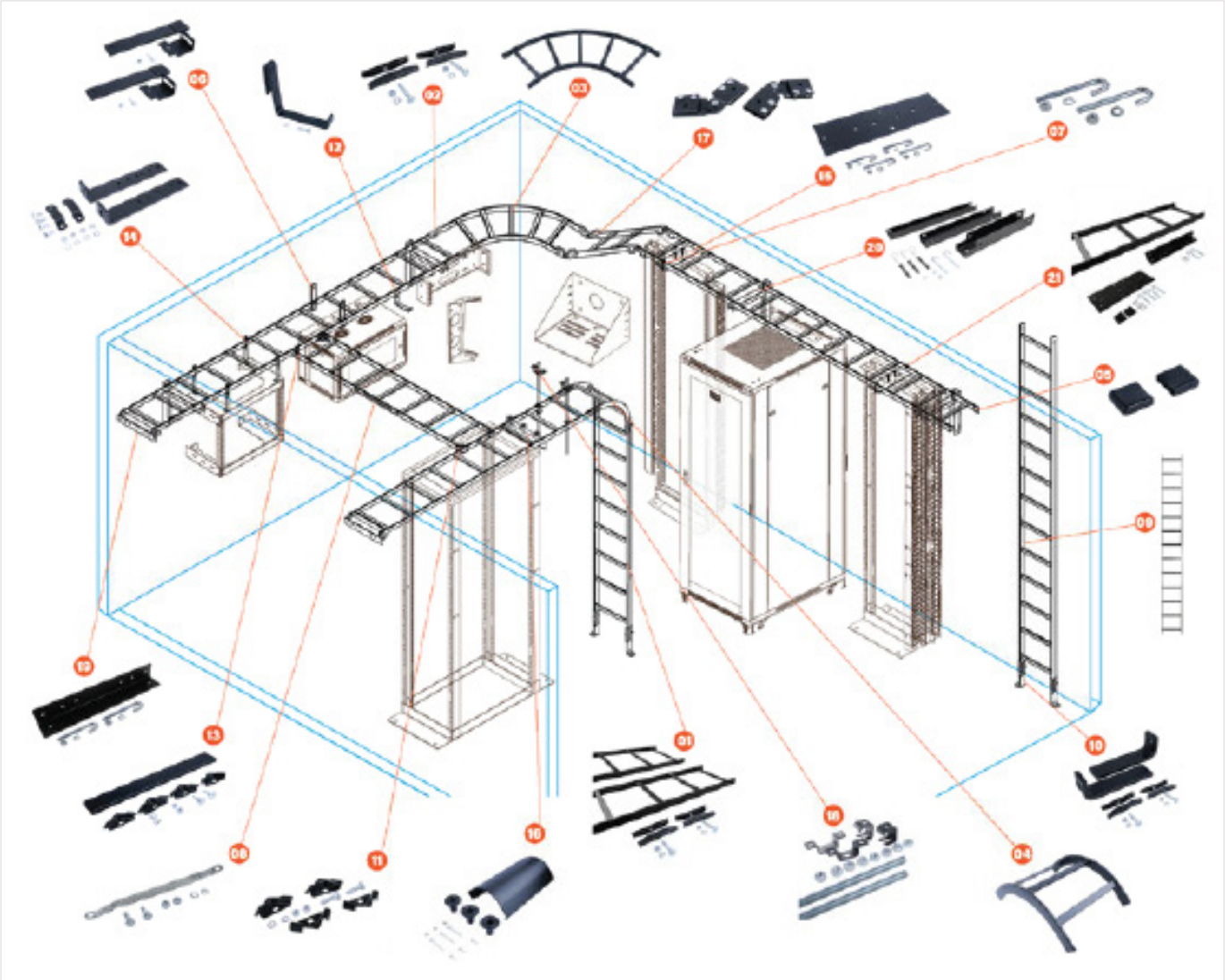

### DIAGRAM Information

| No. | DESCRIPTION | PART NUMBER |
|---|---|---|
| 01 | 5' Ladder Rack Runway w/ Butt-Splice Kit | WL-5SS2PC-KIT |
| 02 | Butt-Splice Kit | WL-BSKTPR-BK |
| 03 | Radius Horizontal Bend Ladder | WL-FT9012-BK |
| 04 | Universal Radius Bend Ladder | WL-IR9012-BK |
| 05 | Ladder Rack End Cap | WL-LRA2EC-BK |
| 06 | Retaining Post Kit | WL-LRA06RPK-BK |
| 07 | J-Bolt Kit (5/16") | WL-LRA300JK |
| 08 | Grounding Strap With Hardware | WL-LRAGK |
| 09 | Cable Runway 10 Foot | WL-LR1210-BK |
| 10 | Floor Mount Bracket | WL-RA2FA-BK |
| 11 | T-Junction Bracket Kit | WL-RA2JT-BK |

| No. | DESCRIPTION | PART NUMBER |
|---|---|---|
| 12 | L Bracket - Cable Runway | WL-RA5LB-BK |
| 13 | Ladder Termination Kit | WL-RA12TK-BK |
| 14 | Stand-Off Elevation Kit 4"- 6" | WL-RA46SK-BK |
| 15 | Rack to Runway Plate | WL-RA123RP-BK |
| 16 | Cable Radius Drop | WL-RASD-BK1 |
| 17 | Butt Splice Kit - Swivel/Adjustable | WL-RASSK-BK |
| 18 | Ceiling Mount Kit 5/8" | WL-RATRCK-BK |
| 19 | Wall Angle Support Bracket | WL-WASB12-BK |
| 20 | Triangle Wall Support | WL-WSB12-BK |
| 21 | 5' Ladder Rack Runway Bracket Kit | WL-R1205-KIT |

## LADDER RACK CABLE RUNWAY SYSTEM

5' Ladder Rack Runway w/ Butt-Splice Kit

WL-5SS2PC-KIT

Butt-Splice Kit

WL-BSKTPR-BK

Radius Horizontal Bend Ladder

WL-FT9012-BK

Universal Radius Bend Ladder

WL-IR9012-BK

Cable Runway 10 Foot

WL-BSKTPR-BK

Ladder Rack End Cap

WL-LRA2EC-BK

Retaining Post Kit

WL-LRA06RPK-BK

J-Bolt Kit (5/16")

WL-LRA300JK

Grounding Strap With Hardware

WL-LRAGK

Floor Mount Bracket

WL-RA2FA-BK

T-Junction Bracket Kit

WL-RA2JT-BK

L Bracket - Cable Runway

WL-RA5LB-BK

Ladder Termination Kit

WL-RA12TK-BK

Stand-Off Elevation Kit 4"- 6"

WL-RA46SK-BK

Rack To Runway Plate

WL-RA123RP-BK

## LADDER RACK CABLE RUNWAY SYSTEM

Cable Radius Drop

WL-FT9012-BK

Butt Splice Kit - Swivel/Adjustable

WL-RASSK-BK

Ceiling Mount Kit 5/8"

WL-RATRCK-BK

Wall Angle Support Bracket

WL-WASB12-BK

Triangle Wall Support

WL-WSB12-BK

5' Ladder Rack Runway Bracket Kit

WL-R1205-KIT

### ORDERING Information

| PART NUMBER | DESCRIPTION |
|---|---|
| WL-5SS2PC-KIT | 5' Ladder Rack Runway W/ Butt-Splice Kit |
| WL-BSKTPR-BK | Butt-Splice Kit |
| WL-IR9012-BK | Radius Horizontal Bend Ladder |
| WL-LRA2EC-BK | Universal Radius Bend Ladder |
| WL-FT9012-BK | Ladder Rack End Cap |
| WL-LRA300JK | Retaining Post Kit |
| WL-LRAGK | J-Bolt Kit (5/16") |
| WL-LR1210-BK | Grounding Strap with Hardware |
| WL-RA2FA-BK | Cable Runway 10 Foot |
| WL-LRA06RPK-BK | Floor Mount Bracket |
| WL-RA2JT-BK | T-Junction Bracket Kit |

| PART NUMBER | DESCRIPTION |
|---|---|
| WL-RA5LB-BK | L Bracket - Cable Runway |
| WL-RA12TK-BK | Ladder Termination Kit |
| WL-RA46SK-BK | Stand-Off Elevation Kit 4"- 6" |
| WL-RA123RP-BK | Rack to Runway Plate |
| WL-RASD-BK1 | Cable Radius Drop |
| WL-RASSK-BK | Butt Splice Kit - Swivel/Adjustable |
| WL-RATRCK-BK | Ceiling Mount Kit 5/8" |
| WL-WASB12-BK | Wall Angle Support Bracket |
| WL-WSB12-BK | Triangle Wall Support |
| WL-R1205-KIT | 5' Ladder Rack Runway Bracket Kit |

## VERTICAL SINGLE-SIDED AND DOUBLE-SIDED CABLE MANAGERS

SINGLE-SIDED



DOUBLE-SIDED

### FEATURES:

- Single sided - 4" x 6" 78", w/ hinged covers
- Double sided - 4"x 12" 78", w/ hinged covers
- Large front and rear openings
- Dual hinged covers
- Smooth rear oval holes for easy front-to-back cable routing
- Flexible fingers ensure best cable bend radius
- Compatible with 2-Post or 4-Post Racks
- Three sectional dual hinged covers for easy cable access

### ORDERING Information

| PART NUMBER | DEPTH | DESCRIPTION |
|---|---|---|
| VCMC-4678S-SW | 4.5" | Single-Sided Vertical Cable Manager, 4" x 4.5" 78", w/Dual Hinged Covers, Large Front And Rear Openings |
| VCMC-41278D-SW | 9.0" | Double-Sided Vertical Cable Manager, 4" x 9.0" 78", w/ Dual Hinged Covers, Large Front And Rear Openings |

## METAL SINGLE-SIDED & DOUBLE-SIDED VERTICAL CABLE MANAGERS

SINGLE-SIDED

DOUBLE-SIDED

### FEATURES:

- Easy removable hinged cover(s) provides quick access to cable
- Attached Vertically onto Front or Rear Rails 2-Post and 4-Post Open Frame Racks
- Available in Single-Sided and Double-Sided and Measures 3.6" W x 3"D x H" 74"
- Integrated Plastic Cable Rings for Proper Cable Management
- Black Powder Coat Finish

### ORDERING Information

| PART NUMBER | DEPTH | DESCRIPTION |
|---|---|---|
| VCNB-3X3X74S | 3" | Vertical Cable Management Channel Single-Sided, 3" x 3" x 74", w/ Hinged Covers |
| VCNB-3X3X74D | 6" | Vertical Cable Management Channel Double-Sided, 3" x 6" x 74", w/ Hinged Covers |

## HIGH-DENSITY SINGLE-SIDED HORIZONTAL CABLE MANAGERS

### FEATURES:

- Large slotted fingers design for high volume patch cords
- Cover comes with (4) hinges that can be opened from top or bottom
- Rear openings for cable pass-through
- Measures 19" standard EIA width with 4.5" deep
- Black powder-coat textured finish
- Available in 1U/2U/3U

### ORDERING Information

| PART NUMBER | U SIZE | DESCRIPTION | PACKAGE |
|---|---|---|---|
| MDH-SSW-1U | 1U | Horizontal High-Density, Single-Sided Cable Manager, Dual Hinge | SINGLE PACK |
| MDH-SSW-2U | 2U | Horizontal High-Density, Single-Sided Cable Manager, Dual Hinge | SINGLE PACK |
| MDH-SSW-3U | 3U | Horizontal High-Density, Single-Sided Cable Manager, Dual Hinge | SINGLE PACK |

## PLASTIC SINGLE AND DOUBLE SIDED HORIZONTAL CABLE MANAGERS

### FEATURES:

- Single-Sided & Double-Sided, w/ Cover, 1U/2U
- Large Front Finger Openings
- Dual hinged covers

### ORDERING Information

| PART NUMBER | U SIZE | DESCRIPTION | PACKAGE |
|---|---|---|---|
| PDH-SSW-1U | 1U | Plastic Duct Horizontal Cable Manager, Single-Sided, w/Cover | SINGLE |
| PDH-SSW-2U | 2U | Plastic Duct Horizontal Cable Manager, Single-Sided, w/Cover | SINGLE |
| PDH-DSW-1U | 1U | Plastic Duct Horizontal Cable Manager, Double-Sided, w/Covers | SINGLE |
| PDH-DSW-2U | 2U | Plastic Duct Horizontal Cable Manager, Double-Sided, w/Covers | SINGLE |

## METAL SINGLE SIDED HORIZONTAL CABLE MANAGERS

FEATURES:

- Single-sided, 2U / 1U
- 4 / 5 horizontal rings for patch cords management
- Used with cabinets, brackets and racks
- Secure all types of low-voltage cables
- Large rings ideal for small to large cable bundles
- Black powder coated finish
- Made In USA

ORDERING Information

| PART NUMBER | U SIZE | DESCRIPTION | PACKAGE |
|---|---|---|---|
| HCM1901-4 | 1U | Metal Four(4) Rings Horizontal Cable Manager, Single-Sided | SINGLE PACK |
| HCM1902-4 | 2U | Metal Four(4) Rings Horizontal Cable Manager, Single-Sided | SINGLE PACK |

## REAR CABLE MANAGEMENT SUPPORT BARS



FEATURES:

- 19" wide
- 5" depth rear cable management support bar
- Available in 5-Packs

ORDERING Information

| PART NUMBER | DESCRIPTION | PACKAGE |
|---|---|---|
| RCMSB5BK | 19" Wide, 5" Depth, Rear Cable Management Support Bars | 5-PACK |

## BRIDLE RINGS AND BEAM CLAMPS

BRIDLE RING & BEAM CLAMP FEATURES:

- 100-Pack
- Hooks bridle rings & other hardware
- Indoor/Outdoor application

ORDERING Information

| PART NUMBER | DESCRIPTION | PACKAGE |
|---|---|---|
| BR100 | Bridle Ring w/Thread, 1" Diameter, #10-24 Metal, Screw | 100-PACK |
| BR150 | Bridle Ring w/Thread, 1 1/2" Diameter, 1/4" Metal, Screw | 100-PACK |
| BCSS | Spring Steel Beam Clamp, Decromet, #1/4-20 | 100-PACK |

## SOLID & VENTED BOTTOM EQUIPMENT SHELVES (SINGLE & 2-PACKS)

10"

15"

25"

10"

15"

25"

10"

15"

25"

10"


15"

25"

### ORDERING Information

| PART NUMBER | U SIZE | DESCRIPTION | PACKAGE |
|---|---|---|---|
| SHELF-10SSS-N | 2U | Rack Shelf, 10" Deep Single-Sided Solid | SINGLE |
| SHELF-10SSV-N | 2U | Rack Shelf, 10" Deep Single-Sided Vented | SINGLE |
| SHELF-15SSS-N | 3U | Rack Shelf, 15" Deep Single-Sided Solid | SINGLE |
| SHELF-15SSV-N | 3U | Rack Shelf, 15" Deep Single-Sided Vented | SINGLE |
| SHELF-25DDS-N | 2U | Rack Shelf, 25" Deep Double-Sided Solid | SINGLE |
| SHELF-25DDV-N | 2U | Rack Shelf, 25" Deep Double-Sided Vented | SINGLE |
| SHELF-10SSS-S2PK | 2U | Rack Shelf, 10" Deep Single-Sided Solid | 2-PACK |
| SHELF-10SSV-S2PK | 2U | Rack Shelf, 10" Deep Single-Sided Vented | 2-PACK |
| SHELF-15SSS-S2PK | 3U | Rack Shelf, 15" Deep Single-Sided Solid | 2-PACK |
| SHELF-15SSV-S2PK | 3U | Rack Shelf, 15" Deep Single-Sided Vented | 2-PACK |
| SHELF-25DDS-S2PK | 2U | Rack Shelf, 25" Deep Double-Sided Solid | 2-PACK |
| SHELF-25DDV-S2PK | 2U | Rack Shelf, 25" Deep Double-Sided Vented | 2-PACK |

## WALL MOUNT SHELF

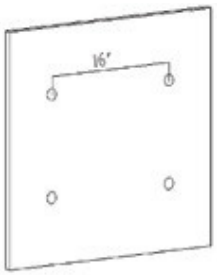


**STEP 1**
Use a level to mark locations or mounting holes.

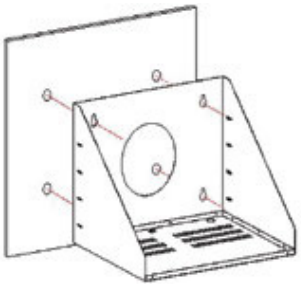

**STEP 2**
Fix the wall mount shelf on the wall by (4) M6 screws

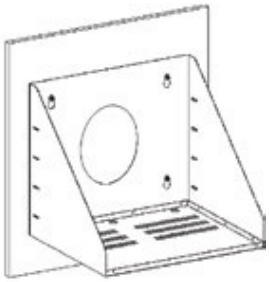

**STEP 3**
Put equipment on the shelf.

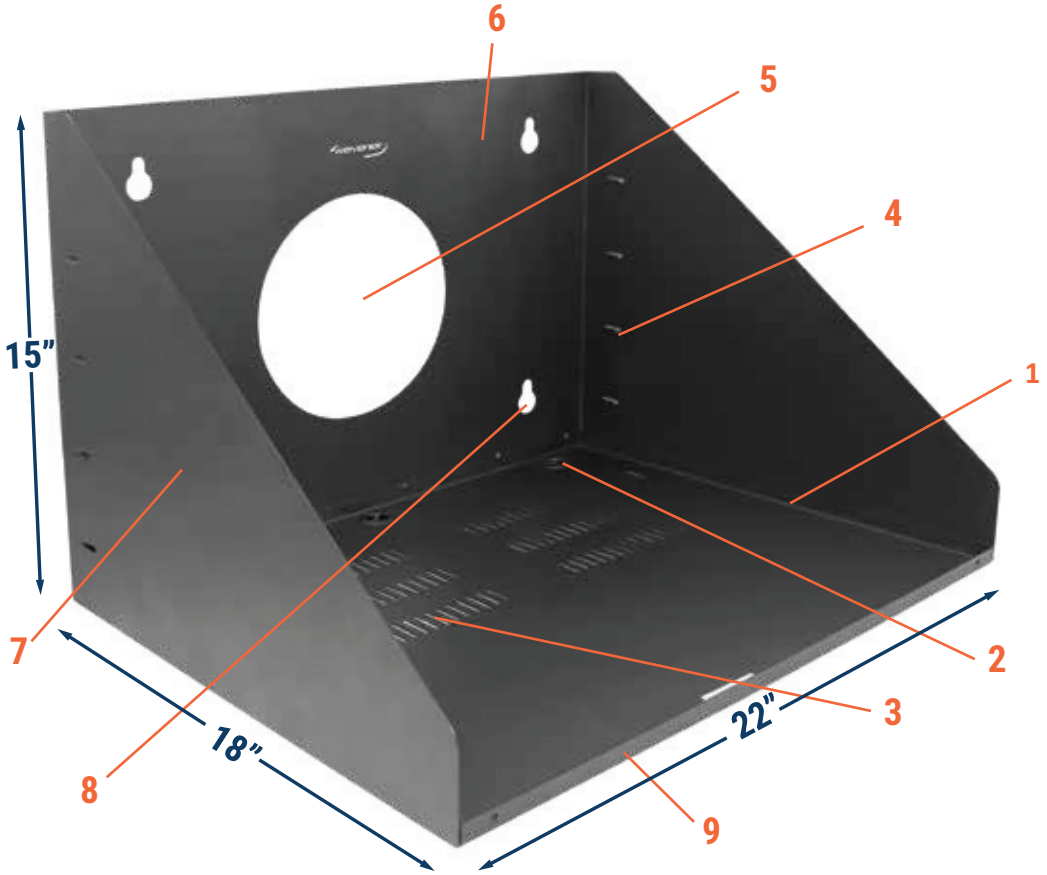


### FEATURES (Refer to diagram above):

1. Fully welded and made from 16-gauge steel
2. Shelf bottom includes (3) 1" knockout
3. Vented bottom for air ventilation and dissipation of heat
4. Left and right side tie points to secure cables
5. Includes center opening and bottom knockouts
6. Alternative mounting solution to racks, cabinets and brackets
7. Can be used with various equipment within 18" deep by 22" wide
8. 16" on center between wood studs mounting
9. 140 lbs. weight capacity
10. Measures: 15.3" H x 22" W x 18.2" Depth

### ORDERING Information

| PART NUMBER | DESCRIPTION | PACKAGE |
|---|---|---|
| WMS-18-SW | Wall Mount Shelf, 15.3"H x 22"W x 18.2"D | SINGLE |

## VERTICAL & HORIZONTAL 4U WALL MOUNT BRACKET











### FEATURES:

- Depth-less design, compatible with 19" wide equipment
- Supports horizontal & vertical mounting
- Pass-through openings for cable entry and exit
- Integrated with cable and Velcro tie-down slots
- Available in 4U; ideal for small to medium sized installations
- EIA/ECA-310-E (Revision of EIA-310-D) compliant
- Up to 150 lbs. load capacity
- Black powder coat finish
- Includes mounting hardware

### ORDERING Information

| PART NUMBER | U SIZE | DESCRIPTION | PACKAGE |
|---|---|---|---|
| VWMB-4U-SW | 4U | 19" Wide, Vertical & Horizontal Wall Mount Bracket, w/#12-24 Screws | SINGLE PACK |

## WALL MOUNT HINGED BRACKETS

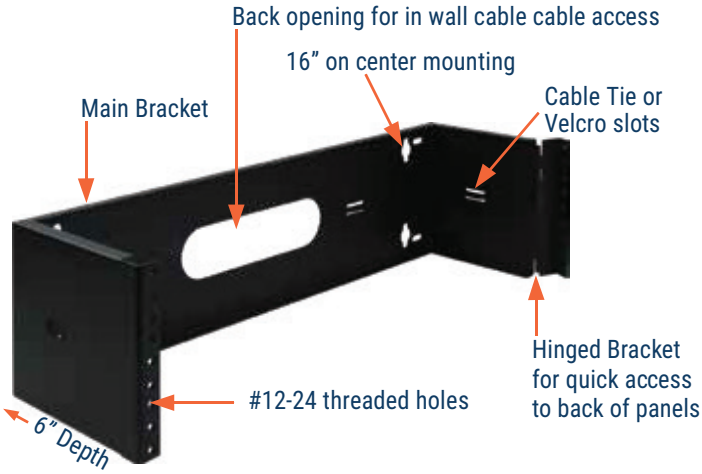

### FEATURES:

- Designed for installations where space is limited and used as alternative to racks or cabinets
- Designed with single-sided hinged for quick access to back of panels
- 6" depth ideal for mounting patch panels and cable managers
- 19" wide with #12-24 threaded EIA hole pattern
- Integrated with cable tie or Velcro tie slots
- Back opening for in wall cable access
- 16" on center, keyhole mounting
- Available in 1U/2U/3U/4U sizes

### ORDERING Information

| PART NUMBER | U SIZE | DESCRIPTION | PACKAGE |
|---|---|---|---|
| WMHB-1U | 1U | Wall Mount Hinged Bracket, 6" Deep w/ #12-24 Holes And Screws | SINGLE PACK |
| WMHB-2U | 2U | Wall Mount Hinged Bracket, 6" Deep w/ #12-24 Holes And Screws | SINGLE PACK |
| WMHB-3U | 3U | Wall Mount Hinged Bracket, 6" Deep w/ #12-24 Holes And Screws | SINGLE PACK |
| WMHB-4U | 4U | Wall Mount Hinged Bracket, 6" Deep w/ #12-24 Holes And Screws | SINGLE PACK |

## 19" WIDE BLANK PANELS

1U 2U 3U 4U

### FEATURES:

- 19" wide blank racks, cabinets & brackets panels
- Conceals empty spaces in racks, cabinet and brackets
- Available in 2", 3" and 5 diameters
- Available in 1U, 2U, 3U & 4U

### ORDERING Information

| PART NUMBER | U SIZE | DESCRIPTION | PACKAGE |
|---|---|---|---|
| BP-1U-5N | 1U | Blank Panel, w/12-24 Screws | 5-PACK |
| BP-2U-5N | 2U | Blank Panel, w/12-24 Screws | 5-PACK |
| BP-3U-5N | 3U | Blank Panel, w/12-24 Screws | 5-PACK |
| BP-4U-5N | 4U | Blank Panel, w/12-24 Screws | 5-PACK |

## CABLE MANAGEMENT DISTRIBUTION "D" RINGS

2" 3" 5"

### FEATURES:

- Metal distribution "D" ring, 50-Pack
- Organize cables in various angles
- Indoor/outdoor applications
- Available in 2", 3" and 5" diameters

### ORDERING Information

| PART NUMBER | DESCRIPTION | PACKAGE |
|---|---|---|
| DR200 | Metal Distribution "D" Ring, 2" Diameter | 50-PACK |
| DR300 | Metal Distribution "D" Ring, 3" Diameter | 50-PACK |
| DR500 | Metal Distribution "D" Ring, 5" Diameter | 50-PACK |

## J-HOOKS, WALL MOUNT STYLE

### ORDERING Information

| PART NUMBER | SIZE (DIAMETER) | MOUNTING STYLE | CAT5E Cable CAPACITY | CAT6 Cable CAPACITY | CAT6A Cable CAPACITY | ROD SIZE | WIRE SIZE | STATIC PART# LOAD | PACKAGE |
|---|---|---|---|---|---|---|---|---|---|
| JHWM34 | 3/4" | WALL MOUNT | 15 | 10 | 5 | N/A | N/A | 60 LBS. | 25-PACK |
| JHWM13 | 1- 5/16" | WALL MOUNT | 50 | 40 | 25 | N/A | N/A | 60 LBS. | 25-PACK |
| JHWM02 | 2" | WALL MOUNT | 90 | 60 | 35 | N/A | N/A | 60 LBS. | 25-PACK |
| JHWM04 | 4" | WALL MOUNT | 330 | 220 | 80 | N/A | N/A | 60 LBS. | 25-PACK |

## J-HOOKS, CEILING MOUNT STYLE

### ORDERING Information

| PART NUMBER | SIZE (DIAMETER) | MOUNTING STYLE | CAT5E Cable CAPACITY | CAT6 Cable CAPACITY | CAT6A Cable CAPACITY | ROD SIZE | WIRE SIZE | STATIC PART# LOAD | PACKAGE |
|---|---|---|---|---|---|---|---|---|---|
| JHCM34-T | 3/4" | CEILING MOUNT | 15 | 10 | 5 | N/A | N/A | 60 LBS. | 25-PACK |
| JHCM13-T | 1- 5/16" | CEILING MOUNT | 50 | 40 | 25 | N/A | N/A | 60 LBS. | 25-PACK |
| JHCM02-T | 2" | CEILING MOUNT | 90 | 60 | 35 | N/A | N/A | 60 LBS. | 25-PACK |
| JHCM04-T | 4" | CEILING MOUNT | 330 | 220 | 80 | N/A | N/A | 60 LBS. | 25-PACK |

## J-HOOKS, MULTI-FUNCTION "BATWING" STYLE

### ORDERING Information

| PART NUMBER | SIZE (DIAMETER) | MOUNTING STYLE | CAT5E Cable CAPACITY | CAT6 Cable CAPACITY | CAT6A Cable CAPACITY | ROD SIZE | WIRE SIZE | STATIC PART# LOAD | PACKAGE |
|---|---|---|---|---|---|---|---|---|---|
| JHMF34 | 3/4" | BATWING | 15 | 10 | 5 | 1/4" | #12-#8 | 60 LBS. | 25-PACK |
| JHMF13 | 1- 5/16" | BATWING | 50 | 40 | 25 | 3/8" | #12-#8 | 60 LBS. | 25-PACK |
| JHMF02 | 2" | BATWING | 90 | 60 | 35 | 3/8" | #12-#8 | 60 LBS. | 25-PACK |

* Cable capacity is calculated based on a 70% fill rate.

### J HOOK FEATURES:

- Designed for use with threaded rods, ceiling drop wires and wall mount
- Provide proper support for CAT 5E/6/6A, fiber optic, and A/V cabling
- Ideal for multi-applications usage such as new construction or structural attachment
- Cost-saving alternatives compared to more expensive cable tray or ladder rack runway systems
- Designed with multiple wall mounting holes, hook and loop and cable tie knockouts
- Complies with TIA-568-C, TIA-569-C, and ISO/IEC 14763-2 requirements
- Rounded edges on J-Hooks provide easy pulling and help bend radius
- Made from 18 gauge galvanized steel
- Retainer clips included with J-Hooks
- Packaged in 25 packs

Package - Inside
(JHWM02-T 25-PACK)

Package - Outside

Wall Mount
JHWM13
(BACK SIDE)

Ceiling Mount
JHWM13-T
(BACK SIDE)

Multi-Function
Clip "Batwing"
JHMF13
(BACK SIDE)

## RESIDENTIAL STRUCTURED WIRING ENCLOSURES (PLASTIC, EMPTY, SINGLE / 4-PACKS)

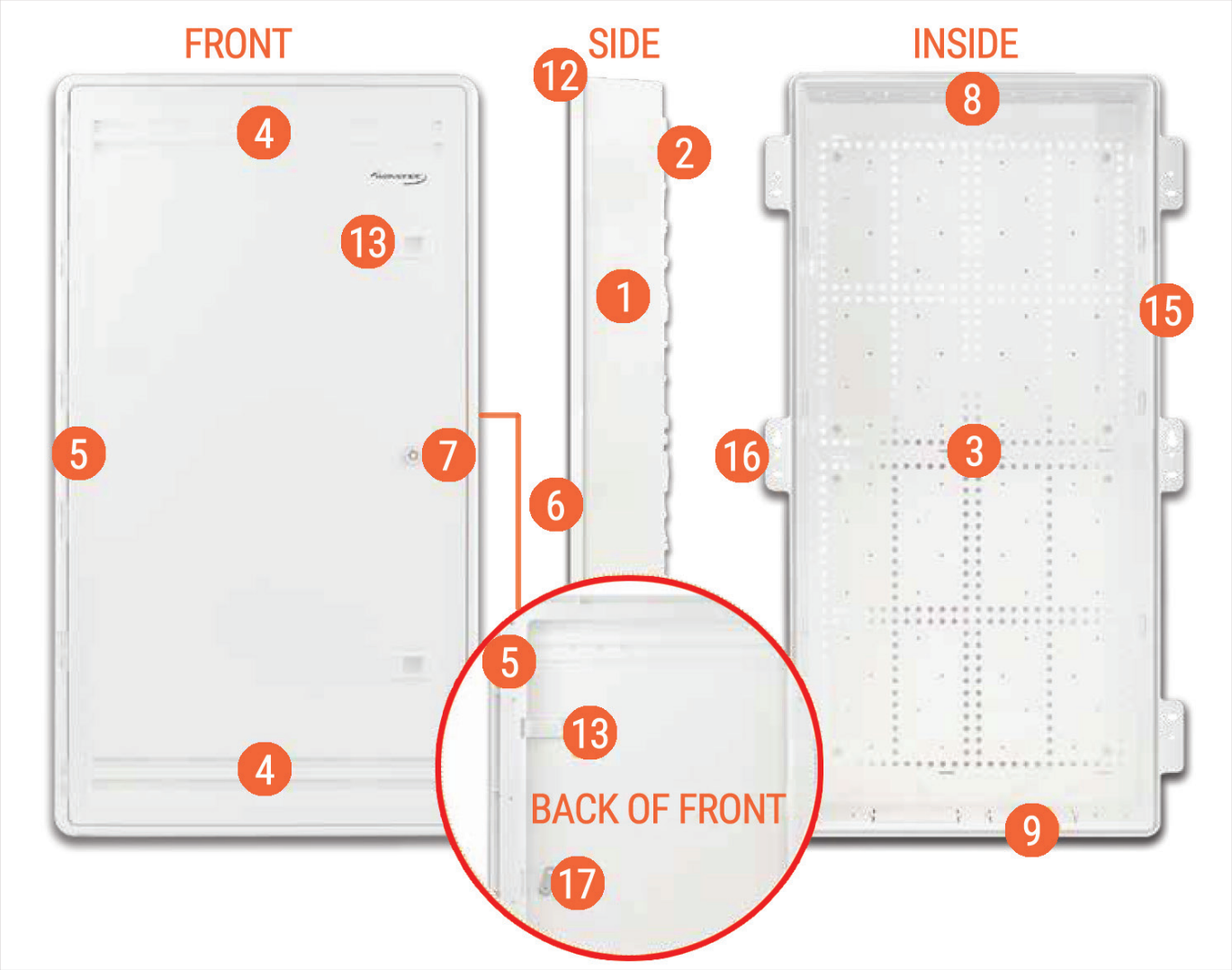


### FEATURES (Refer To Diagram Above):

1. UL-rated ABS plastic
2. Surface or flush mounting
3. Horizontal & vertical mounting hole patterns
4. Door hidden vent holes
5. Hinged door with trim ring
6. Reversible door
7. Lockable
8. Top & bottom knockouts for cable entry & exit
9. Two outlet knock-outs for power outlets
10. Available in two sizes 15" and 30"
11. Wi-Fi friendly signals
12. Enclosure Dimensions:
    15"H x 14.42" W x 3.42" D
    30"H x 14.42" W x 3.42" D
13. Door latch
14. Wiring location label
15. Cable secure points
16. Recessed mounting

### ORDERING Information

| PART NUMBER | DESCRIPTION | PACKAGE |
|---|---|---|
| WHWS15AEP-S | 15" Plastic Enclosure w/Hinged Door, Trim Ring & Door Lock | SINGLE PACK |
| WHWS30AEP-S | 30" Plastic Enclosure w/Hinged Door, Trim Ring & Door Lock | SINGLE PACK |
| WHWS15AEP-4PK | 15" Plastic Enclosures w/Hinged Doors, Trim Rings & Door Locks | 4-PACK |
| WHWS30AEP-4PK | 30" Plastic Enclosures w/Hinged Doors, Trim Rings & Door Locks | 4-PACK |

## RESIDENTIAL STRUCTURED WIRING ENCLOSURES (PLASTIC, EMPTY, SINGLE / 4-PACKS)






OVERVIEW:

The 15" & 30" Plastic Wi-Fi Friendly Enclosures are an ideal solution to consolidate and distribute wired and wireless home networks from a single, centralized location.

These enclosures are designed to be installed in single family homes, apartments, condominiums, multi-dwelling units (MDUs), and retrofit or custom homes.

Constructed from strong ABS plastic, these enclosures are designed to integrate wired and wireless devices into traditional structured wiring installations with no signal loss. The 15" & 30" Plastic Wi-Fi Friendly Enclosures allow the full reach of a wireless network, as opposed to standard metal enclosures that can limit the range of the wireless signal.

## RESIDENTIAL STRUCTURED WIRING ENCLOSURES (METAL, EMPTY)

14" 18" 28" 42"

### FEATURES:

- Consolidation point for all of structured cabling in a centralized location
- Distribution point for voice, data, video and other applications
- Convenient termination location for wiring cabling home runs from wall outlets to enclosure
- Surface or mount between 16" on center wood studs
- Flush metal hinged door & screw-on option w/ lock and keys
- UL Listed

### APPLICATIONS:

- Single family homes (New Constructions / Retrofit / DIY)
- Multi-Dwelling Units (MDUs, Condos, Apts.)
- Tract Homes
- Custom built homes

### ORDERING Information

| PART NUMBER | DESCRIPTION | PACKAGE |
|---|---|---|
| WHWS1402 | 14" Enclosure with Hinged Door & Screw-on Option, w/Lock & Keys | SINGLE PACK |
| WHWS1802 | 18" Enclosure with Hinged Door & Screw-on Option, w/Lock & Keys | SINGLE PACK |
| WHWS2803 | 28" Enclosure with Hinged Door & Screw-on Option, w/Lock & Keys | SINGLE PACK |
| WHWS4203 | 42" Enclosure with Hinged Door & Screw-on Option, w/Lock & Keys | SINGLE PACK |

## RESIDENTIAL STRUCTURED WIRING ENCLOSURES (METAL, LOADED)

14"

18"

28"

### FEATURES:

- Consolidation point for all of structured cabling in a centralized location
- Distribution point for voice, data, video and other applications
- Convenient termination location for wiring cabling home runs from wall outlets to enclosure
- Surface or mount between 16" on center wood studs
- Flush metal hinged door & screw-on option w/ lock and keys
- UL Listed

### APPLICATIONS:

- Single family homes (New Constructions / Retrofit / DIY)
- Multi-Dwelling Units (MDUs, Condos, Apts.)
- Tract homes
- Custom built homes

### ORDERING Information

| PART NUMBER | DESCRIPTION | PACKAGE |
|---|---|---|
| WHWS1402K | 14" Enclosure with Hinged Door & Screw-On Option, w/Lock & Keys, Incl 8-Port, Cat6 Data, 8 Port Voice Module & 6-Port 2 GHz Video Splitter | SINGLE PACK |
| WHWS1802K | 18" Enclosure with Hinged Door & Screw-On Option, w/Lock & Keys, Incl 8-Port, Cat6 Data, 8 Port Voice Module & 6-Port 2 GHz Video Splitter | SINGLE PACK |
| WHWS2802K | 28" Enclosure with Hinged Door & Screw-On Option, w/Lock & Keys, Incl 8-Port, Cat6 Data, 8 Port Voice Module & 6-Port 2 GHz Video Splitter | SINGLE PACK |

## ENCLOSURES VOICE, DATA AND VIDEO MODULES

### 8-Port Cat6 110-1DC Data Module w/ Plastic Plate

Part No. WHPP100805

- Supports up to 8 data connections
- Fits Wavenet's structured wiring enclosures

### 8-Port 110-1DC Voice Module w/ RJ-31X, Plastic Plate

Part No. WHBG100806

- Supports up to 8 voice connections w/RJ31X
- Fits Wavenet's structured wiring enclosures

### 2 GHz 8-Port Passive Video Splitter w/ Metal Bracket

Part No. WHVS10081

- 2GHz, 1 Input x 8 Output
- Fits Wavenet's structured wiring enclosures

### 2 GHz 6-Port Passive Video Splitter w/ Metal Bracket



Part No. WHVS1006-S

- Supports up to 8 data connections
- Fits Wavenet's structured wiring enclosures

### 4-Port 2GHz Video Splitter

Part No. WHVS1004

- Supports up to 4 2GHz video splitter connections
- Fits Wavenet's structured wiring enclosures

### 8-Port Blank Panel

Part No. WPK10080-E

- Multiple media applications
- Configurable with keystone modular connectors
- Fits Wavenet's structured wiring enclosures

### Voice/Data/Video Module Kit

- (1) 8-Ports CAT6 Data, (1) 8-Ports Phone with RJ31X & (1) 6-Ports 2GHz splitter
- UL Listed and compliant with ANSI/TIA-568 standards for residential use

Part No. VDVM-8D8P6V

### ORDERING Information

| PART NUMBER | DESCRIPTION | PACKAGE |
|---|---|---|
| WHPP100805 | 8-Port Cat6 110-1DC Data Module w/Plastic Plate | SINGLE PACK |
| WHBG100806 | 8-Port 110-1DC Voice Module w/RJ-31X, Plastic Plate | SINGLE PACK |
| WHVS10081 | 2 GHz 8-Port Passive Video Splitter w/ Metal Bracket | SINGLE PACK |
| WHVS1006-S | 2 GHz 6-Port Passive Video Splitter w/ Plastic Bracket | SINGLE PACK |
| WHVS1004 | 2 GHz 4-Port Passive Video Splitter w/ Metal Bracket | SINGLE PACK |
| WPK10080-E | 8-Port Blank Panel, for Multiple Media Applications | SINGLE PACK |
| VDVM-8D8P6V | 8-Port Cat6 Data, 8-Port Voice & 6-Port 2GHz Video Module Kit | SINGLE PACK |

## CAT5E & CAT6 RJ-45 MODULAR PLUGS (100-PACKS)

### RJ-45 CAT5E Modular Plugs

Part No. RJ45-CAT5UTP-100PK

- 100-PACK, No loading bar
- Accepts 24-23 AWG solid or stranded UTP cables

### RJ-45 CAT5E Modular Plugs

Part No. RJ45-CAT5UTP50U-100PK

- 100-PACK, CAT6 RJ45 plug w/loading bar
- 50 micron gold contacts

### RJ-45 CAT5E Shielded Modular Plugs

Part No. RJ45-CAT5FTP-100PK

- 100-PACK RJ-45, CAT5E, Shielded modular plugs

### RJ-45 CAT6 Modular Plugs

Part No. RJ45-CAT6UTP-N-100PK

- 100-PACK RJ-45, CAT6, Modular plugs, No loading bar

### RJ-45 CAT6 Modular Plugs

Part No. RJ45-CAT6UTP50U-C-100PK

- 100-PACK CAT6 RJ45 plug w/loading bar
- 50 micron gold contacts
- Staggered closing reduces NEXT

### RJ-45 CAT6 Shielded Modular Plugs

Part No. RJ45-CAT6FTP-N-NB

- RJ-45, CAT6 shielded, Modular plugs
- Loading bar included

### ORDERING Information

| PART NUMBER | DESCRIPTION | PACKAGE |
|---|---|---|
| RJ45-CAT5UTP-100PK | RJ-45, CAT5E, Modular Plugs, No Loading Bar | 100-PACK |
| RJ45-CAT5UTP50U-100PK | RJ-45, CAT5E, Modular Plugs, w/Loading Bar, 50U | 100-PACK |
| RJ45-CAT5FTP-100PK | RJ-45, CAT5E Shielded (FTP), Modular Plugs, w/Loading Bar, 50U | 100-PACK |
| RJ45-CAT6UTP-100PK | RJ-45, CAT6, Modular Plugs, No Loading Bar | 100-PACK |
| RJ45-CAT6UTP50U-100PK | RJ-45 CAT6 Modular Plugs, w/Loading Bar, 50U | 100-PACK |
| RJ45-CAT6FTP | RJ-45, CAT6, Shielded, Modular Plugs | SINGLE PACK |

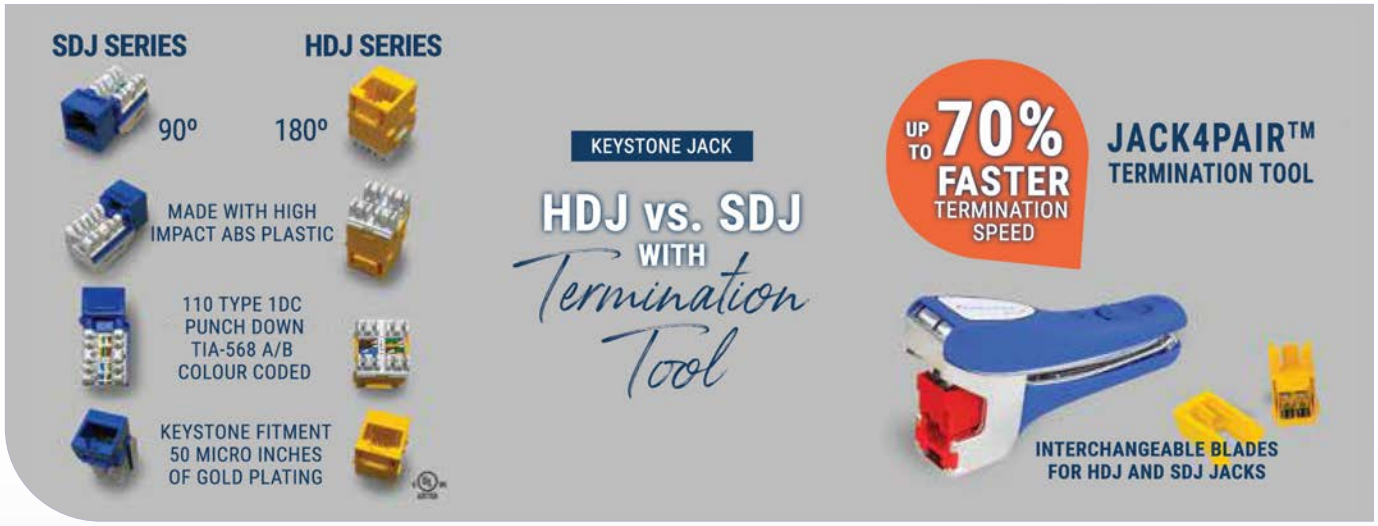

## COAXIAL CONNECTORS

### RG-59 Compression F-Type

Part No. F-RG59-KE

- F-TYPE Connector Male Compression for RG-59U (BLACK)

### RG-6 Compression F-Type

Part No. F-RG6U

- F-TYPE Connectors for RG-6 Coaxial Cables

### RG-6 Compression F-Type [100-PACK]

Part No. F-RG6U-100PK

- F-TYPE Connectors for RG-6 Coaxial Cables, 100-PACK

### RG-6 Compression BNC

Part No. BNC-MC6U-N

- BNC Connector Male Compression for RG-6U

### RG-6 Crimp BNC

Part No. BNC-MQ6U-KE

- BNC Connector Male Quick Crimp for RG-6U

### RG-6 Crimp BNC [25-PACK]

Part No. BNC-MQ6U-25PACK

- BNC Connector Male Quick Crimp for RG-6U, 25-PACK

### RG-59 Compression BNC

Part No. BNC-MC59-KE

- BNC Connector Male Compression for RG-59U

### RG-59 Crimp BNC

Part No. BNC-MQ59-KE

- BNC Connector Male Quick Crimp for RG-59U

### ORDERING Information

| PART NUMBER | DESCRIPTION | PACKAGE |
|---|---|---|
| F-RG59-KE | RG-59 F-Connector Male for RG-59U (BLACK) | SINGLE PACK |
| F-RG6U | RG-6 F Compression Connector for RG-6 Coaxial Cables | SINGLE PACK |
| F-RG6U-100PK | RG-6 F Compression Connector for RG-6 Coaxial Cables | 100-PACK |
| BNC-MC6U-N | BNC Connector Male Compression for RG-6U | SINGLE PACK |
| BNC-MQ6U-KE | BNC Connector Male, Compression for RG-6U 60% ONLY | SINGLE PACK |
| BNC-MQ6U-25PACK | BNC Connector Male Quick Crimp for RG-6U | 25-PACK |
| BNC-MC59-KE | BNC Connector Male Compression for RG-59U | SINGLE PACK |
| BNC-MQ59-KE | BNC Connector Male Quick Crimp for RG-59U | SINGLE PACK |

JACK4PAIR™ Keystone Tool

Part No. TL90180-J4PR-KSJ

JACK4PAIR™, Replacement Cut Module & Base

Part No. JRH90180-4PR-KSJ

4-Pair Punch Down Tool

Part No. T1104PR-PP

Wire Cutter and Stripper

Part No. T5021

Punch Down Tool

Part No. TOOLPD-11066

Mod Plug Crimp Tool

Part No. TOOL-CMBST

Combo Stripper Tool

Part No. T352

Universal Compression Tool

Part No. TOOLCOM-N

Replacement Blade

Part No. TA110-RB-N

## ORDERING Information

| PART NUMBER | DESCRIPTION | PACKAGE |
|---|---|---|
| TL90180-J4PR-KSJ | JACK4PAIR™, 4-Pair Termination Tool for Keystone Jacks | SINGLE PACK |
| JRH90180-4PR-KSJ | JACK4PAIR™, Replacement Cut Module & Base SDJ & HDJ Series Keystone Jacks | SINGLE PACK |
| T1104PR-PP | 110 Punch Down, 4-Pair Tool for Patch Panels | SINGLE PACK |
| T5021 | Wire Cutter and Stripper Tool | SINGLE PACK |
| TOOLPD-11066 | 110 & 66 Punch Down Tool | SINGLE PACK |
| TOOL-CMBST | 8P, 6P, 4P Modular Plug Crimping Tool | SINGLE PACK |
| T352 | UTP & COAX Combo Stripper Tool | SINGLE PACK |
| TOOLCOM-N | Universal Compression Tool for F-Type, BNC & RCA Connectors | SINGLE PACK |
| TA110-RB-N | Replacement Blade For 110 Punch Down Tool | SINGLE PACK |

## PDU

### FEATURES:

- 1.5U 12 Outlet with metal housing
- 4PCS. #12-24 screws
- 15A, 110V w/ 6.5' AC power cord
- Outlet Quantity: 2 Front / 10 Rear
- Maximum Current (amps): 15A

### ORDERING Information

| PART NUMBER | U SIZE | DESCRIPTION | PACKAGE |
|---|---|---|---|
| PDU1012M-24 | 1.5U | Horizontal Power Distribution Unit (PDU), 1.5U 12 Outlets with Metal Housing | SINGLE PACK |

## RACK MOUNT SCREWS

### FEATURES:

- 50-Pack
- 12-24 or 10-32 Rack Screws
- Color : Black
- Material: Steel

### ORDERING Information

| PART NUMBER | DESCRIPTION | PACKAGE |
|---|---|---|
| 12#24SCREWSET50/BAG | #12-24 Screw Set | 50-PACK |
| 10#32SCREWSET50/BAG | #10-32 Screw Set | 50-PACK |

## FANS

### FEATURES:

- 1.5U 12 Outlet with metal housing
- 4PCS. #12-24 screws

### ORDERING Information

| PART NUMBER | U SIZE | DESCRIPTION |
|---|---|---|
| WFAN110V | 1.5U | Horizontal Power Distribution Unit (PDU), 1.5U 12 Outlets with Metal Housing |

PSI DATA INC.
975 BLEAMS RD
KITCHENER, ON N2E 3Z5

TOLL FREE : (888) 858-8632

**CATALOG DISCLAIMER:**
Information in this cable product guide is provided as a guide to product selection and is believed to be correct at time of publication.
PSI Data Inc. is not responsible for misprints, obsolete information or errors.